


Equip Biblical Institute

Church Planting * Team Leadership * Pastors Institute

2100 Greenfield Drive, El Cajon, CA 92019



Personal Evangelism – Share Jesus without Fear

Professor:

Training Center City:

Semester and Year:

Course Description

This course focuses on how to share one's faith without fear. Topics include: catch the vision, overcome your fear, share Jesus questions, power of Scripture, bring to decision, what to do when someone receives Christ, common objections, building bridges and making friends, how to pray for others. Students will memorize Scripture, write their testimonies, and engage in personal evangelism as part of making disciples.

Course Design

This 14-week course is designed to equip pastors, church planters, and next-generation leaders with Bible knowledge, Christian character, servant leadership, and disciple-making skills with the goal of life-change. It addresses the learning styles of adults through active discussion, charts, visuals, Internet resources, team-building, and presentations. To ensure transfer of credit, changes to this course syllabus must be approved by both Equip Biblical Institute and Southern California Seminary. Over 1,200 leaders have completed EBI courses. *Suggestions for improving course design are appreciated.*

Required Textbooks


1. *The Evidence Bible, NKJV: All You Need to Understand and Defend Your Faith.* Commentary by Ray Comfort. Gainesville, FL: Bridge-Logos, 2011. [CBD](#) or [9780882705255](#)
2. William Fay. *Share Jesus without Fear.* Nashville, TN: Broadman & Holman, 1999. [CBD](#) or 9780805418392
3. William Fay. *Share Jesus without Fear Prayer Journal.* Nashville, TN: Broadman & Holman, 2005. [CBD](#) or 978080544652
4. Net: Evangelism Mentor Handbook [Click for Notes.](#)
5. Net: Evangelism Apprentice Manual [Notes.](#)

Additional Books for Pastors, Leaders, and Advanced Students

6. Way of the Master videos www.wayofthemaster.com/
7. *Share Jesus Without Fear, Leader Kit*

Internet Resources

4truth.net * bible.org * blueletterbible.org * gotquestions.org * * leestrobels.com
 * lifeway.com * www.namb.net * sendnetwork.com/ *
www.youtube.com/watch?v=KxGDPCEVW60 * wayofthemaster.com/



Professors – [Click here to receive the Notes by email.](#) The purpose of this course is to help you realize your full potential in God, so you can become the exemplary leader God intends you to be—studying the Bible inductively, viewing the world biblically, sharing the Good News enthusiastically, making disciples intentionally, and serving the Church faithfully in the power of the Holy Spirit.

Learning Outcomes

The student who successfully completes this course will be able to implement 2 Timothy 2:2:

1. Apply and teach how to exegete the Word of God accurately and communicate it with relevance and effectiveness.
2. Apply and teach a reasoned explanation of the Christian faith in a postmodern context.
3. Apply and teach how to share the Jesus questions, share the seven key Scriptures, ask the commitment questions, and answer the 36 common objections.
4. Apply and teach Christian maturity that expresses itself in devotion to Christ, His Church, one's family, and the community.
5. Share one's testimony and participate in efforts to win persons to faith in Christ.
6. Apply and teach how to develop Bible study habits that can be continued throughout a lifetime.
7. Apply and teach how to develop an understanding of historical and contemporary events, issues, and problems from a biblical worldview.
8. Apply and teach how to develop the interpersonal skills to edify believers and establish biblical unity.
9. Go on 5-10 evangelistic visits with a pastor, deacon, or church leader in place of the term paper.
10. Coach leaders to develop Christian character through our identity in Christ, gratitude for the Gospel, the spiritual disciplines, personal revival, the fruit of the Spirit, the armor of God, the mind of Christ, and the seven virtues with the goal of transformational discipleship and leadership (Romans 12:1-2).

Methods of Instruction

Instruction emphasizes active learning, problem-based learning, project-based learning, presentation-based learning, team-based learning, reflection, discussion, interactive lecture, collaboration, visuals, term papers, and exams, with the goal of long-term and real-world learning that results in life-change and leadership skills. The major pedagogical premise of this course is that students should be treated like the servant-leaders they are becoming.

Dr. Gary C. Woods has served as the Bible Department Chairman and Registrar at Southern California Seminary. Dr. Woods has taught for Liberty University, Luther Rice Seminary, San Diego Christian College, and Southern California Seminary. He has a Doctor of Education in Technology and Learning from Alliant International University, a Master of Divinity in Missions from Southwestern Baptist Theological Seminary, and a Bachelor of Science in Cross-Cultural and Pastoral Ministry from Liberty University. He has served as a pastor and church planter with the North American Mission Board, and as an elected governing board member of GUHSD with over 20,000 high school students.



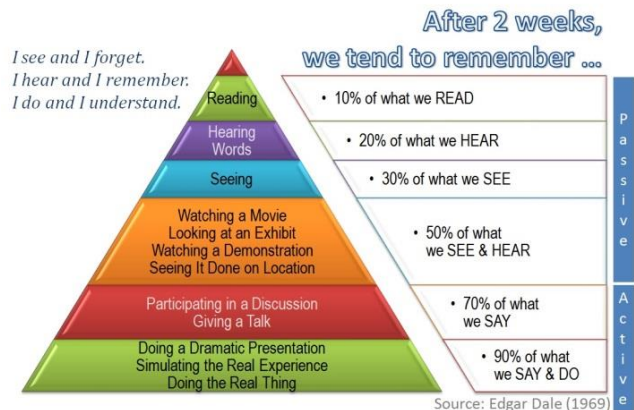
Accelerated Adult Learning Strategies

Authentic learning involves observation, interpretation, and application. The goal of *balanced instruction* is to address the learning strengths of adult learners, including verbal, visual, musical, logical, kinesthetic, reflective, interpersonal, natural, and spiritual. *Student-centered instruction* is most effective when it impacts the mind, will, and emotions.

TEAM-based Active Learning Principles

Students are encouraged to study in teams to develop application skills, leadership/relational skills, and presentations. Students are not to give answers to co-learners, but help them learn how to find the answers. **TEAM = Together Everyone Accomplishes More.**

The Cone of Learning



P a s s i v e A c t i v e

Student Requirements

First, answer the **questions** in the **portfolio** before class. This will assist student-leaders in focusing on core information and developing the time-on-task study skills and writing skills essential to effective learning and long-term memory. Each student must do his or her own work.

Second, maintain the **journal** in the portfolio. (1) What is God teaching you in this session? (2) How are you going to apply these concepts to your life, family, and ministry? (3) How can your church apply these concepts to making disciples and developing leaders? This will assist student-leaders in developing reflection, application, and decision-making skills essential to spiritual growth.

Third, participate in the **discussion** of the questions and applications in the portfolio during class. Through discussion students learn from one another and sharpen one another as iron sharpens iron. This will assist student-leaders in developing the relational, speaking, and creative/critical thinking skills essential to effective teaching and servant-leadership.

Fourth, complete the **midterm exam**. This will assist student-leaders in developing long-term memory through multiple reviews of the core material.

Fifth, type and present **your story/testimony** following The NET Model Story in the Apprentice Manual. This will assist student-leaders in developing their style of sharing Jesus. Practice sharing C-A-S-T (**C**onnection, **A**ctivities, **S**piritual matters, **T**ell your story) with a mentor, apprentice, classmate, or friend. This will assist student-leaders in developing teamwork skills of encouragement.

Sixth, make 5-10 **evangelistic visits** with a pastor, deacon, or church leader and complete evangelistic reports in place of the term paper.

Seventh, complete the **final exam** in the portfolio. This will assist student-leaders in developing long-term memory through multiple reviews of the core material and in focusing on transformational leadership and teaching skills. Week 14

Course Objective Is Life Change

Our mission is to bring glory to God by assisting local churches to equip believers to live and minister biblically based on the inerrant Word of God. This equipping includes Bible knowledge, Christian character, and ministry skills. The objective is to take student-leaders from where they are and move them to where they need to be. Students will learn how (1) to read with their brains; (2) to remember what they have read; (3) to sharpen their thoughts through journaling; (4) to speak effectively before others; (5) to work as learning teams of leaders; and (6) to biblically apply what they are learning to life, family, and ministry.

Accelerated Adult Learning Techniques

Adults learn in unique ways and so this course incorporates multiple learning styles. According to the **Cone of Learning**, writing, discussing, and applying concepts are the keys to accelerated adult learning. The portfolio is foundational to learning because students remember more of what they write, discuss, and apply. By applying these principles of champion learners, students will experience transformational growth. Welcome to the accelerated disciple-making process!

Session	Date	Professor Responsibilities	Student Responsibilities
1		<p>You Can't Fail Catch the Vision Overcome Your Fear Appendix 1 Appendix 5</p> <p>Go over this syllabus and the portfolio. Preview the study guides for the exams. Discuss the appendix. Discuss portfolio questions and journal applications. Optional: View the <i>Share Jesus without Fear</i> DVD. Demonstrate how to get the most out of the <i>Jeremiah Study Bible</i>, the <i>Holman Illustrated Bible Dictionary</i>, and the textbooks. Review several websites in class: www.billygraham.org, https://carm.org/evangelism, www.ccci.org/, www.evangelism.com, www.namb.net/onmission/, www.thegoodnews.org, www.wayofthemaster.com, http://help.eeinternational.org/ev2/.</p> <p>It is imperative that professors help students improve their evangelistic skills and character through coaching, feedback, encouragement, examples, and rubrics. These are crucial learning and leadership skills. Go over the Transformational Discipleship Covenant.</p>	<ul style="list-style-type: none"> <input type="checkbox"/> Print 114 Personal Evangelism Portfolio and notes. <input type="checkbox"/> Read appendix 1 and 5, and chapters 1-3 in <i>Share Jesus without Fear</i>. <input type="checkbox"/> Read Part 1 in the NET mentor handbook notes. <input type="checkbox"/> Explore the resources in the Topical Index of the <i>Jeremiah Study Bible</i> or at www.jeremiahstudybible.com. <input type="checkbox"/> Explore several Internet resources on evangelism at www.4truth.net, www.billygraham.org, https://carm.org/evangelism, www.ccci.org/, www.evangelism.com, www.namb.net/onmission/, www.thegoodnews.org, www.wayofthemaster.com, http://help.eeinternational.org/ev2/. <input type="checkbox"/> Type the answers to the questions and applications in the Portfolio in preparation for the discussion and group activity. <input type="checkbox"/> Review the study guide. <input type="checkbox"/> Read the <i>Baptist Faith and Message</i> in Resources at www.sbc.net. <input type="checkbox"/> Disciple-making: share what you are learning with young leaders and apprentice disciples and invite them to class. <input type="checkbox"/> Subscribe to the free online Outreach & Evangelism Newsletter from www.christianitytoday.com/.
2		<p>The Share Jesus Questions Appendix 2</p> <p>Welcome guests and encourage students to share what they have learned so far. Discuss portfolio questions and applications. Presentations of evangelistic visits made by students with their pastors, deacons, church leaders, or Sunday School workers. Coach students in how to improve their evangelistic visits. Optional: View the <i>Share Jesus without Fear</i> DVD.</p>	<ul style="list-style-type: none"> <input type="checkbox"/> Read appendix 2 and chapter 4 in <i>Share Jesus without Fear</i>. <input type="checkbox"/> Read Part 2 in the NET mentor handbook notes. <input type="checkbox"/> View the Bible.org website at www.bible.org/page.asp?page_id=88 <input type="checkbox"/> Type the answers to the questions and applications in the Portfolio in preparation for the discussion and group activity. <input type="checkbox"/> Make or update a reach list of every unchurched that you know and can encourage.

Session	Date	Professor Responsibilities	Student Responsibilities
		<p>Optional: View an evangelism video at www.wayofthemaster.com/.</p> <p>Group activity: Create a NET testimony.</p> <p>Discuss with students how being ambassadors of Christ, ministers of reconciliation, and the priesthood of believers impacts evangelism.</p>	<ul style="list-style-type: none"> <input type="checkbox"/> Go on an evangelistic visit with your pastor, deacon, church leader, or Sunday school worker. <input type="checkbox"/> Share what you are learning with three apprentice disciples. <input type="checkbox"/> Reflect on how being ambassadors of Christ, ministers of reconciliation, and the priesthood of believers impacts evangelism.
3		<p>The Power of Scripture Appendix 4</p> <p>Discuss portfolio questions and applications.</p> <p>Presentations of evangelistic visits.</p> <p>Coach students in how to improve their evangelistic visits.</p> <p>Optional: View the <i>Share Jesus without Fear</i> DVD.</p> <p>Optional: View an evangelism video at www.wayofthemaster.com/.</p> <p>Group activity: Students practice the Share Scripture Script.</p>	<ul style="list-style-type: none"> <input type="checkbox"/> Read appendix 4 and chapter 5 in <i>Share Jesus without Fear</i>. <input type="checkbox"/> Review the Share Scripture Script. <input type="checkbox"/> Read Part 3 in the NET mentor handbook notes. <input type="checkbox"/> View the Billygraham.org website at www.billygraham.org/SpiritualHelp_MinorTopic_Index.asp?MajorTopicID=1 <input type="checkbox"/> Type the answers to the portfolio. <input type="checkbox"/> Go on an evangelistic visit. <input type="checkbox"/> Pray for the people on your reach list. <input type="checkbox"/> Share what you are learning with three apprentice disciples.
4		<p>Bring to Decision</p> <p>Discuss portfolio questions and applications.</p> <p>Presentations of evangelistic visits.</p> <p>Coach students in how to improve their evangelistic visits.</p> <p>Optional: View the <i>Share Jesus without Fear</i> DVD.</p> <p>Optional: View an evangelism video at www.wayofthemaster.com/.</p> <p>Group activity: Students practice sharing their faith.</p>	<ul style="list-style-type: none"> <input type="checkbox"/> Read chapter 6 in <i>Share Jesus without Fear</i>. <input type="checkbox"/> Read Part 4 in the NET mentor handbook notes. <input type="checkbox"/> View the Campus Crusade for Christ website at www.ccci.org/. <input type="checkbox"/> Type the answers to the portfolio. <input type="checkbox"/> Go on an evangelistic visit. <input type="checkbox"/> Pray for the people on your reach list. <input type="checkbox"/> Share what you are learning with three apprentice disciples.
5		<p>What to Do When Someone Receives Christ</p> <p>Discuss portfolio questions and applications.</p> <p>Presentations of evangelistic visits.</p> <p>Coach students in how to improve their evangelistic visits.</p> <p>Optional: View the <i>Share Jesus without Fear</i> DVD.</p> <p>Optional: View an evangelism video at www.wayofthemaster.com/.</p>	<ul style="list-style-type: none"> <input type="checkbox"/> Read chapter 7 in <i>Share Jesus without Fear</i>. <input type="checkbox"/> Read Part 5 in the NET mentor handbook notes. <input type="checkbox"/> View the Good News website at www.thegoodnews.org. <input type="checkbox"/> Type the answers to the portfolio. <input type="checkbox"/> Go on an evangelistic visit. <input type="checkbox"/> Pray for the people on your reach list. <input type="checkbox"/> Share what you are learning with three apprentice disciples.

Session	Date	Professor Responsibilities	Student Responsibilities
		Group activity: Students practice sharing their faith.	
6		<p>Appendix 3 Ready Responses to Common Objections 1-12 NET Evangelism - Session 1 Sharing Your Story</p> <p>Discuss portfolio questions and applications.</p> <p>Presentations of evangelistic visits.</p> <p>Coach students in how to improve their evangelistic visits.</p> <p>Optional: View the <i>Share Jesus without Fear</i> DVD.</p> <p>Optional: View an evangelism video at www.wayofthemaster.com/.</p> <p>Group activity: Students practice sharing their faith.</p> <p>Review for the midterm exam.</p>	<ul style="list-style-type: none"> <input type="checkbox"/> Read appendix 3 and chapter 8 in <i>Share Jesus without Fear</i>. <input type="checkbox"/> Read Session 1 in the NET apprentice notes. <input type="checkbox"/> View the NAMB website at www.namb.net/site/pp.asp?c=9qKILUOzEPh&b=232957. <input type="checkbox"/> Type the answers to the portfolio. <input type="checkbox"/> Go on an evangelistic visit. <input type="checkbox"/> Pray for the people on your reach list. <input type="checkbox"/> Share what you are learning with three apprentice disciples.
7		<p>Midterm Exam</p> <p>Give the midterm exam.</p> <p>Preview the second half of the course.</p> <p>Presentations of evangelistic visits.</p> <p>Coach students in how to improve their evangelistic visits.</p> <p>Have students share their testimonies—and what they have learned and applied.</p> <p>Discuss who would benefit from the EBI leadership training program.</p> <p>Order textbooks for next semester.</p> <p>Request next semester portfolios and notes by email.</p>	<ul style="list-style-type: none"> <input type="checkbox"/> Review the study guide in the notes to prepare for the midterm exam. Four hours of study are recommended. <input type="checkbox"/> Work on your story/testimony . <input type="checkbox"/> Make or update a list of next-generation leaders you can pray for, share with, encourage, and disciple. <input type="checkbox"/> Pay for textbooks for the next courses. <input type="checkbox"/> Be involved in the small group and/or Sunday school ministry of your church.
8		<p>Ready Responses to Common Objections 13-24 NET Evangelism - Session 2 Identifying the Lost</p> <p>Welcome guests and encourage students to share what they have learned.</p> <p>Discuss portfolio questions and applications.</p> <p>Presentations of evangelistic visits.</p> <p>Coach students in how to improve their evangelistic visits.</p> <p>Optional: View the <i>Share Jesus without Fear</i> DVD.</p>	<ul style="list-style-type: none"> <input type="checkbox"/> Read chapter 8 in <i>Share Jesus without Fear</i>. <input type="checkbox"/> Read Session 2 in the NET apprentice notes. <input type="checkbox"/> View the Evangelism website at www.evangelism.com. <input type="checkbox"/> Type the answers to the portfolio. <input type="checkbox"/> Go on an evangelistic visit. <input type="checkbox"/> Pray with someone on your reach list. <input type="checkbox"/> Share what you are learning with three apprentice disciples.

Session	Date	Professor Responsibilities	Student Responsibilities
		<p>Optional: View an evangelism video at www.wayofthemaster.com/.</p> <p>Group activity: Students practice sharing their faith.</p>	
9		<p>Ready Responses to Common Objections 25-36 NET Evangelism - Session 3 The Word of God</p> <p>Discuss portfolio questions and applications.</p> <p>Presentations of evangelistic visits.</p> <p>Coach students in how to improve their evangelistic visits.</p> <p>Optional: View the <i>Share Jesus without Fear</i> DVD.</p> <p>Optional: View an evangelism video at www.wayofthemaster.com/.</p> <p>Group activity: Students practice sharing their faith.</p>	<ul style="list-style-type: none"> <input type="checkbox"/> Read chapter 8 in <i>Share Jesus without Fear</i>. <input type="checkbox"/> Read Session 3 in the NET apprentice notes. <input type="checkbox"/> View the <i>Christianity Today</i> website www.christianitytoday.com/biblestudies/areas/biblestudies/articles/evangelism. <input type="checkbox"/> Type the answers to the portfolio. <input type="checkbox"/> Go on an evangelistic visit. <input type="checkbox"/> Pray with a person on your reach list. <input type="checkbox"/> Share what you are learning with three apprentice disciples.
10		<p>Non-Christian Friends NET Evangelism - Session 4 The Prayer Life of the Witness</p> <p>Discuss portfolio questions and applications.</p> <p>Presentations of evangelistic visits.</p> <p>Coach students in how to improve their evangelistic visits.</p> <p>Optional: View the <i>Share Jesus without Fear</i> DVD.</p> <p>Optional: View an evangelism video at www.wayofthemaster.com/.</p> <p>Group activity: Students practice sharing their faith.</p>	<ul style="list-style-type: none"> <input type="checkbox"/> Read chapter 9 in <i>Share Jesus without Fear</i>. <input type="checkbox"/> Read Session 4 in the NET apprentice notes. <input type="checkbox"/> View the CARM website at www.carm.org/evangelize.htm. <input type="checkbox"/> Type the answers to the portfolio. <input type="checkbox"/> Go on an evangelistic visit. <input type="checkbox"/> Do an act of kindness for people on your reach list. <input type="checkbox"/> Share what you are learning with three apprentice disciples.
11		<p>How to Pray for People NET Evangelism - Sessions 5-6 A Lifestyle Witness</p> <p>Discuss portfolio questions and applications.</p> <p>Presentations of evangelistic visits.</p> <p>Coach students in how to improve their evangelistic visits.</p> <p>Optional: View the <i>Share Jesus without Fear</i> DVD.</p> <p>Optional: View an evangelism video at www.wayofthemaster.com/.</p> <p>Group activity: Students practice sharing their faith.</p>	<ul style="list-style-type: none"> <input type="checkbox"/> Read chapter 10 in <i>Share Jesus without Fear</i>. <input type="checkbox"/> Read Session 5-6 in the NET apprentice notes. <input type="checkbox"/> View the NAMB website at www.namb.net/site/pp.asp?c=9qKILUOzEpH&b=224374. <input type="checkbox"/> Type the answers to the portfolio. <input type="checkbox"/> Go on an evangelistic visit. <input type="checkbox"/> Do an act of kindness for people on your reach list. <input type="checkbox"/> Share what you are learning with three apprentice disciples.

Session	Date	Professor Responsibilities	Student Responsibilities
12		<p>Let's Go NET Evangelism - Sessions 7-8 Drawing the NET Decision and Follow-Up Discuss portfolio questions and applications. Presentations of evangelistic visits. Coach students in how to improve their evangelistic visits. Optional: View the <i>Share Jesus without Fear</i> DVD. Optional: View an evangelism video at www.wayofthemaster.com/. Group activity: Prepare for next week's student presentations.</p>	<ul style="list-style-type: none"> <input type="checkbox"/> Read chapter 11 in <i>Share Jesus without Fear</i>. <input type="checkbox"/> Read Session 7-8 in the NET apprentice notes. <input type="checkbox"/> View the On Mission website at www.onmission.com/webzine/mar_a_pr00/ready_answers.htm. <input type="checkbox"/> Type the answers to the portfolio. <input type="checkbox"/> Go on an evangelistic visit. <input type="checkbox"/> Invite someone on your reach list to go with you to church or small group. <input type="checkbox"/> Share what you are learning with three apprentice disciples.
13		<p>Student Presentations and Term Papers Welcome guests and disciples. Coach student presentations. Review for final exam. Group activity: Peer-review and make corrections to your story/testimony in class.</p>	<ul style="list-style-type: none"> <input type="checkbox"/> Go on an evangelistic visit. <input type="checkbox"/> Prepare to participate in a group or individual presentations on a chapter in the books. <input type="checkbox"/> Bring a rough draft of your story/testimony for peer-review and corrections. <input type="checkbox"/> Invite your friends and apprentice disciples to watch student presentations.
14		<p>Final Exam and Course Evaluation Give final exam. Collect portfolio for review. Collect revised term paper for review. Students will debrief by sharing how they are using and sharing what they have learned. Discuss how to recruit students who would benefit from the EBI leadership training program. Distribute the textbooks, syllabi, portfolios, notes, and promotional materials for the next course. Time of fellowship.</p>	<ul style="list-style-type: none"> <input type="checkbox"/> Review the study guide for the final exam. <input type="checkbox"/> Complete the portfolio. <input type="checkbox"/> Revise your story/testimony. <input type="checkbox"/> Share and/or email your revised term paper to pastors, deacons, small-group leaders, and your apprentice disciples in order to multiply your ministry in obedience to 2 Timothy 2:2-3. <input type="checkbox"/> Learning is about teaching others. Pass on the baton of transformational discipleship by sharing what you are learning.

EBI holds to the *Baptist Faith and Message*. The inclusion of articles, books, or external links in this course does not imply that the opinions expressed represent the official position of EBI.

Holman Bibliography

- Apologetics Study Bible*. Annotated by Ted Cabal, Chuck Colson, and Norm Geisler. Nashville, TN: Holman Bible, 2007. 9781586400248
- HCSB Study Bible*. Annotated. Nashville, TN: Holman Bible.
- Holman Book of Biblical Charts, Maps, and Reconstructions*. Edited by Marsha A. Ellis Smith. Nashville, TN: Holman Reference, 1993. 9781558193598
- Holman Concise Bible Commentary*. Edited by David S. Dockery. Nashville, TN: Holman Reference, 2011. 9780805495461
- Holman Guide to Interpreting the Bible*. Edited by David S. Dockery and George Guthrie. Nashville, TN: Holman Reference, 2004. 9780805428582
- Holman Illustrated Bible Dictionary Revised*. Edited by Chad Brand. Nashville, TN: Holman Reference, 2015. 9780805499353
- Holman Old Testament Commentary*. Edited by Max E. Anders. Nashville, TN: Holman Reference, 2002.
- Holman New Testament Commentary*. Edited by Max E. Anders. Nashville, TN: Holman Reference, 2002.
- Holman QuickSource Bible Atlas*. Edited by Holman. Nashville, TN: Holman Reference, 2011. 9780805495645
- Holman QuickSource Guide to Christian Apologetics*. Edited by Doug Powell. Nashville, TN: Holman Reference, 2006. 9780805494600
- Holman QuickSource Guide to Understanding Creation*. Edited by Mark Whorton and Hill Roberts. Nashville, TN: Holman Reference, 2008. 9780805494860
- Holman QuickSource Guide to Understanding the Bible*. Edited by Kendall H. Easley. Nashville, TN: Holman Reference, 2000. 9780805494334
- Holman Treasury of Key Bible Words: 200 Greek and 200 Hebrew Words Defined and Explained*. Edited by Dr. Eugene Carpenter and Dr. Philip Comfort. Nashville, TN: Holman Reference, 2000. 9780805493528
- New American Commentary*. Edited by Kenneth A. Mathews and David S. Dockery. Nashville, TN: Holman Reference, 2002.

Course Bibliography

- Aldrich, Joseph C. *Life-Style Evangelism: Crossing Traditional Boundaries to Reach the Unbelieving World*. Portland, OR: Multnomah Press, 1981. 0880700238
- Anderson, Leith. *A Church for the 21st Century: Bringing Change to Your Church to Meet the Challenges of a Changing Society*. Minneapolis, MN: Bethany House, 1992.
- Benavides, Victor H. *Inner City Evangelism (ICE)*. Alpharetta, GA: North American Mission Board, 2003.
- Coleman, Robert E. *Evangelism in Perspective*. Harrisburg, PA: Christian Publishing, 1975. 7531506
- Coleman, Robert E. *The Great Commission Lifestyle*. Old Tappan, NJ: Fleming H. Revell, 1992.
- Coleman, Robert E. *The Master Plan of Evangelism with Study Guide*. Old Tappan, NJ: Fleming H. Revell, 1993.
- Fay, William. *Share Jesus without Fear*. Nashville, TN: Broadman & Holman, 1999.
- Fay, William. *Share Jesus without Fear: A Prayer Journal*. Nashville, TN: Broadman & Holman, 2005.
- Ferm, Robert O. *The Power of Cooperative Evangelism*. Wheaton, IL: Evangelism and Missions Information Service, 2002. 0961775173
- Fish, Roy J. *Giving a Good Invitation*. Nashville: Broadman, 1974.
- Fish, Roy J., and J. E. Conant. *Every Member Evangelism for Today*. New York: Harper and Row, 1976. 0060615516

- Halverson, Dean C., ed. *The Compact Guide to World Religions*. Minneapolis: Bethany House, 1996. 1556617046
- Henrichsen, Walter A. *Disciples Are Made—Not Born: Making Disciples Out of Christians*. Wheaton, IL: Victor, 1978. 0882077066
- Hutchcraft, Ron, and Hutchcraft-Whitmer, Lisa. *The Battle for a Generation: Life-changing Youth Ministry That Makes a Difference*. Chicago, IL: Moody, 1996. ISBN: 0802471315
- Kennedy, D. James. *Evangelism Explosion*. Wheaton, IL: Tyndale, 1970.
- Kennedy, D. James. *Why I Believe*. Nashville, TN: Word, 1980.
- Lewis, C. S. *Mere Christianity: The Case for Christianity, Christian Behavior, and Beyond Personality*. New York: Macmillan, 1960.
- Lewis, Larry. *Organize to Evangelize: A Manual for Church Growth* (Revised Edition). Nashville, TN: Broadman, 1988. 0805462570
- Little, Paul, Sandy Larsen, and Dale Larsen. *Witnessing: How to Give Away Your Faith*. Downers Grove, IL: InterVarsity, 1996. 0830820124
- Malphurs, Aubrey. *Maximizing Your Effectiveness: How to Discover and Develop Your Divine Design*. Grand Rapids, MI: Baker, 1995.
- McDowell, Josh. *More than a Carpenter*. Wheaton, IL: Tyndale House, 1987. 0842345523
- McPhee, Arthur G. *Friendship Evangelism: The Caring Way to Share Your Faith*. Grand Rapids, MI: Zondervan, 1978. 0310373115
- Mittelberg, Mark. *Building a Contagious Church: Revolutionizing the Way We View and Do Evangelism*. Grand Rapids, MI: Zondervan, 2000. 0310221498
- Mosley, Ernest E. *Called to Joy: A Design for Pastoral Ministries*. Nashville, TN: Convention, 1973.
- Murren, Doug. *The Baby Boomerang: Catching Baby Boomers as They Return to Church*. Ventura, CA: Regal, 1990.
- Schaller, Lyle E. *Looking in the Mirror: Self-Appraisal in the Local Church*. Nashville, TN: Abingdon, 1984.
- Smith, Bailey E. *Real Evangelism: Exposing the Subtle Substitutes*. Nashville, TN: Word, 1999. 0849937787
- Stedman, Ray C. *Body Life: The Church Comes Alive!* Ventura, CA: Regal, 1972.
- Strobel, Lee. *Inside the Mind of Unchurched Harry and Mary*. Grand Rapids, MI: Zondervan, 1993. 0310375614
- Swindoll, Charles R. *Rise & Shine: A Wake-up Call*. Sisters, OR: Multnomah, 1989.
- Thompson, W. Oscar, and Carolyn Thompson. *Concentric Circles of Concern*. Nashville, TN: Broadman, 1981. 0805462333
- Veerman, David R. *Youth Evangelism: Building Bridges to Touch Young Lives*. Wheaton, IL: Victor, 1988. 1564766004

Permissions

EBI has received permission from NAMB permissions@namb.net to make copies of Net Evangelism materials for classroom use; not for resale.

Dr. Gary Woods:
 Permission is granted to make copies of the [NET Evangelism](#) works you mentioned below.
 God Bless,
 Meredith Yackel
 Senior Writer & Editor
 678-230-2718
namb.net
permissions@namb.net

Transfer of Credits to Southern California Seminary

Attendance Policy

Attending class on time is important to receive the most out of the course. Entering class late disrupts the learning process of all students. Students are permitted three absences for a 14-week semester course. For the semester (28 classroom hours plus 68 homework hours) courses, more than 10 minutes late is a *tardy*; more than 20 minutes late is an *absence*. Two tardies count as one absence. **College credit cannot be transferred to Southern California Seminary when a student misses four or more class sessions.** A grade of AU (Audit) will be recorded when a student is auditing the course, misses four sessions, does not complete coursework on time, or earns less than 700 points.

Class Time and Homework Policy

To transfer [Carnegie](#) credits to Southern California Seminary, **each 2-unit course must include at least 28 hours of class time discussion and 68 hours of portfolio homework during the 14-week semester.** Courses with less than 28 hours of class time do not meet EBI requirements. Since “time plus focus equals learning,” increased classroom time and active learning result in increased learning—and learning is the key to leadership and service. Courses start the first week of January, May, and September. For maximum learning, **it is recommended that working students take 2 courses per semester** or 6 courses per year. Students who plan to transfer must keep copies of portfolios and term papers to present to Equip Biblical Institute and Southern California Seminary upon request

Late Work Policy

Completing work on time is an important habit for leaders to develop. Homework should be completed weekly before the class discussion and application. The grade for work that is between 1 and 7 days late is lowered by 20%. **Work that is over 7 days late will not be accepted.** Professors are to send to the EBI offices the grade sheet within 15 days of the end of each course so that transcripts can be updated each semester.

Portfolio and Term Paper Policy for Transferring Students

To graduate or transfer credits from Equip Biblical Institute to Southern California Seminary, **students must submit their portfolio and term papers at the end of each course to the Registrar for formative assessment.** Upon successful completion of the Associate of Biblical Studies, students may transfer **60 units** into the Bachelor of Arts in Biblical Studies degree. If the portfolio or term papers are missing, the credits may not be transferable. Portfolios must be completed individually—not as couples.

Answers to portfolio questions are individual and subjective, so each student must do his or her own portfolio and term paper. As part of the EBI-SCS Articulation Agreement and to facilitate transfer of degrees to other schools, professors must submit the portfolios and term papers of transferring students to the EBI Registrar at gwoods@socalsem.edu at the end of each course. The goal is to assist students in being successful in their studies and in their ministries.

Grade Scale			
Grade	Percent	Points	
A	= 95-100%	950-1,000	
A-	= 90-94%	900-949	
B+	= 87-89%	870-899	
B	= 84-86%	840-869	
B-	= 80-83%	800-839	
C+	= 77-79%	770-799	
C	= 74-76%	740-769	
C-	= 70-73%	700-739	
NC	= Below 70%	0-699	

Student Evaluation		Percent	Points
Portfolio/Group Activities	55%	550
Midterm Exam	10%	100
Evangelistic Visits and Presentations	25%	250
Final Exam	10%	100
Total	100%	1,000

Session 1	Session 2	Session 3	Session 4	Session 5	Midterm 6	Session 7	Session 8	Session 9	Session 10	Session 11	Session 12	Evangelistic Visit 13	Final Exam 14	Points	Grade
50	50	50	50	50	100	50	50	50	50	50	50	250	100	1,000	ABC

<p><i>Lord,</i> ^{make me an instrument of your} Peace. <i>Where there is hatred, let me sow Love;</i> <i>Where there is injury, Pardon;</i> <i>Where there is doubt, Faith;</i> <i>Where there is despair, Hope;</i> <i>Where there is darkness, Light;</i> <i>Where there is sadness, Joy;</i> O Divine Master, grant that I may not <i>so much seek to be consoled as to Console;</i> <i>to be understood as to Understand;</i> <i>to be loved as to Love.</i> <i>For it is in Giving that we receive,</i> <i>in Pardoning that we are pardoned;</i> <i>and in Dying that we are born to Eternal Life.</i></p> <p style="text-align: right; font-size: small;">- St. Francis of Assisi</p>	<p><i>Our Father,</i> who art in Heaven, <i>hallowed be thy name. Thy Kingdom come,</i> <i>thy will be done,</i> <i>on earth as it is in heaven.</i> <i>Give us this day our</i> <i>daily bread.</i> <i>Forgive us our trespasses</i> <i>as we forgive those who trespass</i> <i>against us. And lead us not into temptation,</i> <i>but deliver us from evil.</i> <i>For thine is the Kingdom,</i> <i>and the Power,</i> <i>and the Glory, now and forever.</i> <i>Amen</i></p>
--	---

Course Grading Rubric		
Grade	Requirements	✓
A	Exams, portfolio, and 10 or more evangelistic visits or conversations.	
A-	Exams, portfolio, and 9 evangelistic visits or conversations.	
B+	Exams, portfolio, and 8 evangelistic visits or conversations.	
B	Exams, portfolio, and 7 evangelistic visits or conversations.	
B-	Exams, portfolio, and 6 evangelistic visits or conversations.	
C+	Exams, portfolio, and 5 evangelistic visits or conversations.	
C	Exams, portfolio, and 4 evangelistic visits or conversations.	
C-	Exams, portfolio, and 3 evangelistic visits or conversations.	
AU	Student audited the course for personal spiritual enrichment or earned less than 700 points or missed more than 3 sessions or made less 3 evangelistic visits. (audit) EBI has levels for all students.	
It is necessary to write an evangelistic report to earn an "A" or "B." Writing promotes reflection, clarifies one's thoughts, and is a key skill for an effective leader.		
Students can go as "silent" prayer partners until they are ready to take to lead.		
Writing and journaling two of the most important skills that a leader can develop. As part of the academic agreement with Southern California Seminary, to earn an "A" students are required to email or mail a copy of their evangelistic reports to the EBI registrar. The first goal is to affirm students who are doing all the work. The second goal is help students do even better by analyzing the reports and to preparing next-generation leaders for university level education and ministry by helping them improve their writing skills, thinking skills, and leadership skills.		
The mission of Equip Biblical Institute is to bring glory to God by assisting local churches to equip believers of various cultures and languages to live and minister biblically based on the inerrant Word of God. This equipping includes building biblical knowledge, Christian character, and ministry skills. The goal is to provide leadership and teaching resources, intentional leadership development, disciple-making materials, Skype courses, YouTube videos, charts, notes, and visuals to pastors and churches around the world. EBI is equipping the next generation of pastors and leaders to multiply their influence by training leaders, creating videos, and writing books.		
EBI is a religious exempt school and not accredited by the U. S. Department of Education; however, EBI Associate degrees are transferable to Southern California Seminary and other schools based on the EBI-SCS articulation agreement based on Carnegie Units, portfolios, and term papers.		