

| | | |
|-----------------------------------------------------------------------------------|-----------------------------------------------------------------------------------------------------------------------------------------------------------------|-------------------------------------------------------------------------------------|
|  | <p>Equip Biblical Institute Church Planting * Team Leadership * Pastors Institute 2100 Greenfield Drive, El Cajon, CA 92019</p> |  |
|-----------------------------------------------------------------------------------|-----------------------------------------------------------------------------------------------------------------------------------------------------------------|-------------------------------------------------------------------------------------|

Systematic Theology 2 – Christology

Professor:

Training Center City:

Semester and Year:

Course Description



This course focuses on how to apply and teach the major theological themes of the Bible. Topics include the doctrine of Satan, the doctrine of man, the doctrine of sin, the doctrine of Jesus Christ, the doctrine of salvation, the doctrine of atonement, determinism versus human freedom, and the problem of evil and the sovereignty of God. Students will create visual projects and applications for transformational discipleship and leadership.

Course Design

This 14-week course is designed to equip pastors, church planters, and next-generation leaders with Bible knowledge, Christian character, servant leadership, and disciple-making skills with the goal of life-change. It addresses the learning styles of adults through active discussion, charts, visuals, Internet resources, team-building, and presentations. To ensure transfer of credit, changes to this course syllabus must be approved by both Equip Biblical Institute and Southern California Seminary. Over 1,200 leaders have completed EBI courses. *Suggestions for improving course design are appreciated.*

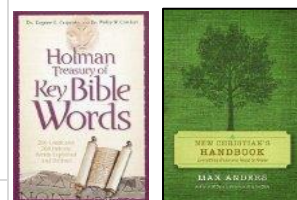
Required Textbooks

1. *Jeremiah Study Bible*. Annotated by Dr. David Jeremiah. Worthy Publishing, 2013. [CBD](#) or [9781936034895](#)
2. Dr. Charles C. Ryrie. *Basic Theology: A Popular Systematic Guide to Understanding Biblical Truth*. Chicago, IL: Moody, 1999. [CBD](#) or [9780802427342](#)
3. Dr. Tony Evans. *The Battle Is the Lord's: Waging Victorious Spiritual Warfare*. Chicago, IL: Moody, 2002. [CBD](#) or [9780802448552](#)
4. *Holman Illustrated Bible Dictionary*. Edited by Charles Draper. Nashville, TN: Holman Reference, 2003. [CBD](#) or [9780805428360](#)



Additional Books for Pastors, Leaders, and Advanced Students

5. Dr. Max E. Anders. *New Christian's Handbook: Everything Believers Need to Know*. Nashville, TN: Thomas Nelson, 2011. [CBD](#) or [9781418545932](#)
6. *Holman Treasury of Key Bible Words: 200 Greek and 200 Hebrew Words Explained*. Nashville, TN: Holman Reference, 2003. [CBD](#) or [9780805493528](#)



Internet Resources - [4truth.net](#) * [bible.org](#) * [blueletterbible.org](#) * [carm.org/apologetics](#) * [gotquestions.org](#) * [jeremiahstudybible.com](#) * [leestrobels.com](#) * [sendnetwork.com](#) * [wayofthemaster.com](#)

Professors – [Click here to receive the Notes by email](#). The intent of this course is to equip you with the Word of God, to strengthen your character and integrity, and to develop your relational and servant-leadership skills for the glory of God.

Learning Outcomes

- The student who successfully completes this course will be able to implement 2 Timothy 2:2:
1. Apply and teach the implications of the doctrine of Satan, demons, and spiritual warfare.
 2. Apply and teach the implications of the doctrine of man.
 3. Apply and teach the implications of the doctrine of sin.
 4. Apply and teach the implications of the doctrine of Jesus Christ.
 5. Apply and teach the implications of the doctrine of salvation.
 6. Apply and teach the implications of the doctrine of atonement and grace.
 7. Apply and teach the about determinism versus human freedom.
 8. Apply and teach the how to reconcile the problem of evil and the sovereignty of God.
 9. Develop and participate in a group or individual presentation, project, PowerPoint, mind-map, visuals, webpage, or YouTube video on a chapter or doctrine in one of the textbooks.
 10. Create a 10- to 15-page typed term paper titled "Applications from Systematic Theology 2 for Leadership and Character Development."
 11. Coach other leaders to develop Christian character through our identity in Christ, gratitude for the Gospel, the spiritual disciplines, personal revival, the fruit of the Spirit, and the seven virtues with the goal of transformational discipleship.

Methods of Instruction

Instruction emphasizes active learning, problem-based learning, project-based learning, presentation-based learning, team-based learning, reflection, discussion, interactive lecture, collaboration, visuals, term papers, and exams, with the goal of long-term and real-world learning that results in life-change and leadership skills. The major pedagogical premise of this course is that students should be treated like the servant-leaders they are becoming.

Dr. Gary C. Woods has served as the Bible Department Chairman and Registrar at Southern California Seminary. Dr. Woods has taught for Liberty University, Luther Rice Seminary, San Diego Christian College, and Southern California Seminary. He has a Doctor of Education in Technology and Learning from Alliant International University, a Master of Divinity in Missions from Southwestern Baptist Theological Seminary, and a Bachelor of Science in Cross-Cultural and Pastoral Ministry from Liberty University. He has served as a pastor and church planter with the North American Mission Board, and as an elected governing board member of GUHSD with over 20,000 high school students.



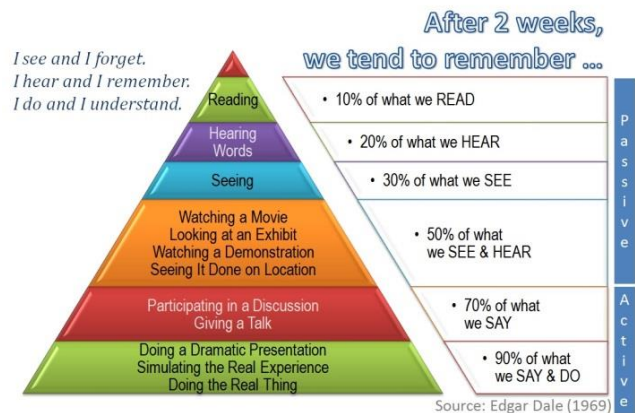
Accelerated Adult Learning Strategies

Authentic learning involves observation, interpretation, and application. The goal of *balanced instruction* is to address the learning strengths of adult learners, including verbal, visual, musical, logical, kinesthetic, reflective, interpersonal, natural, and spiritual. *Student-centered instruction* is most effective when it impacts the mind, will, and emotions.

TEAM-based Active Learning Principles

Students are encouraged to study in teams to develop application skills, leadership/relational skills, and presentations. Students are not to give answers to co-learners, but help them learn how to find the answers. **TEAM = Together Everyone Accomplishes More.**

The Cone of Learning



Student Requirements

First, answer the **questions** in the **portfolio** before class. This will assist student-leaders in focusing on core information and developing the time-on-task study skills and writing skills essential to effective learning and long-term memory. Each student must do his or her own work.

Second, maintain the **journal** in the portfolio. (1) What is God teaching you in this session? (2) How are you going to apply these concepts to your life, family, and ministry? (3) How can your church apply these concepts to making disciples and developing leaders? This will assist student-leaders in developing reflection, application, and decision-making skills essential to spiritual growth.

Third, participate in the **discussion** of the questions and applications in the portfolio during class. Through discussion students learn from one another and sharpen one another as iron sharpens iron. This will assist student-leaders in developing the relational, speaking, and creative/critical thinking skills essential to effective teaching and servant-leadership.

Fourth, complete the **midterm exam**. This will assist student-leaders in developing long-term memory through multiple reviews of the core material.

Fifth, participate in an individual or **group presentation** on one of the chapters in the textbooks. The ability to make engaging presentations will multiply your influence, leadership, teaching, and preaching. Discuss applications found in that book. This presentation can be a PowerPoint, drama, role-play, charts, or drawings. This will assist student-leaders in developing the creative/critical thinking and teamwork skills essential to effective teaching and servant-leadership. Week 13

Sixth, type a 10- to 15-page **term paper** titled "Applications from Systematic Theology 2 for Leadership and Character Development." The ability to write well will multiply your influence, leadership, teaching, and preaching. Footnote all the ideas, paraphrases, and direct quotes in your paper, whether from books or the Internet. Font should be Times New Roman 12. Include illustrations and charts. This will assist student-leaders in developing the creative/critical thinking and writing skills essential to effective biblical teaching, preaching, and servant-leadership. Week 13

Seventh, complete the **final exam** in the portfolio. This will assist student-leaders in developing long-term memory through multiple reviews of the core material and in focusing on transformational leadership and teaching skills. Week 14

Course Objective Is Life Change

Our mission is to bring glory to God by assisting local churches to equip believers to live and minister biblically based on the inerrant Word of God. This equipping includes Bible knowledge, Christian character, and ministry skills. The objective is to take student-leaders from where they are and move them to where they need to be. Students will learn how (1) to read with their brains; (2) to remember what they have read; (3) to sharpen their thoughts through journaling; (4) to speak effectively before others; (5) to work as learning teams of leaders; and (6) to apply what they are learning to life, family, and ministry.

Accelerated Adult Learning Techniques

Adults learn in unique ways and so this course incorporates multiple learning styles. According to the **Cone of Learning**, writing, discussing, and applying concepts are the keys to accelerated adult learning. The portfolio is foundational to learning because students remember more of what they write, discuss, and apply. By applying these principles of champion learners, students will experience transformational growth. Welcome to the accelerated disciple-making process!

| Session | Date | Professor Responsibilities | Student Responsibilities |
|---------|------|----------------------------------------------------------------------------------------------------------------------------------------------------------------------------------------------------------------------------------------------------------------------------------------------------------------------------------------------------------------------------------------------------------------------------------------------------------------------------------------------------------------------------------------------------------------------------------------------------------------------------------------------------------------------------------------------------------------------------------------------------------------------------------------------------------------------------------------------------------------------------------------------------------------------------------------------------------------------------------------------------------------------------------------------------------------------------------------------------------------------------------------------------------------------------------------------------------------------------------------------------------------------------------------------------------------------------------------------------------------------------------------------------------------------------------------------------------------------------------------------------------------------------------------------------------------------------------------------------------------------------------------------------------------------------------------------------------------------------------------------------------------------------------------------------------------------------------------------------------------------------------------------|-----------------------------------------------------------------------------------------------------------------------------------------------------------------------------------------------------------------------------------------------------------------------------------------------------------------------------------------------------------------------------------------------------------------------------------------------------------------------------------------------------------------------------------------------------------------------------------------------------------------------------------------------------------------------------------------------------------------------------------------------------------------------------------------------------------------------------------------------------------------------------------------------------------------------------------------------------------------------------------------------------------------------------------------------------------------------------------------------------------------------------------------------------------------------------------------------------------------------------------------------------------------------------------------------------------------------------------------------------------------------------------------------------------------------------------------------------------------------------------------------------------------------------------------------------------------------------------------------------------------------------------------------------------------------------------------------------------------------------------------------------|
| 1 | | <p>The Reality of Satan The Creation and Sin of Satan The Activities of Satan Satan's World</p> <p>Go over this syllabus and the portfolio. Preview the study guides for the exams. Discuss the appendix. Discuss portfolio questions and applications for personal revival, spiritual disciplines, courage, integrity, and the seven Christian virtues.</p> <p>Demonstrate how to get the most out of the <i>Jeremiah Study Bible</i>, the <i>Holman Illustrated Bible Dictionary</i>, and the textbooks.</p> <p>Group activity: Create a visual summary or mind-map of one of these chapters.</p> <p>Review in class: YouTube videos by the authors of the textbooks.</p> <p>Review in class one of the resources for Bible knowledge, character development, and discipleship ministry coaching at: https://bible.org/, http://carm.org/evangelism, www.4truth.net, www.biblestudytools.com, www.blueletterbible.org/resources/charts.cfm, www.crosswalk.com, www.gotquestions.org/, www.leestrobels.com, www.sbc.net, www.theopedia.com/</p> <p>Assist students in improving their term papers and Christian character through coaching, feedback, and rubrics. These are crucial learning and leadership skills.</p> <p>Review the Transformational Discipleship Covenant.</p> | <ul style="list-style-type: none"> <input type="checkbox"/> Print 217 Systematic Theology 2 portfolio and notes. <input type="checkbox"/> Pay the honorarium to the director. <input type="checkbox"/> Skim the textbooks and be prepared to discuss how these books are unique as learning tools. <input type="checkbox"/> Study chapters 22-25 in <i>Basic Theology</i>. <input type="checkbox"/> Study chapters 1-2 in <i>The Battle Is the Lord's</i>. <input type="checkbox"/> Explore the resources in the Topical Index of the Jeremiah Study Bible or at www.jeremiahstudybible.com. <input type="checkbox"/> Explore the Internet resources on this topic at www.4truth.net, https://bible.org/, www.blueletterbible.org/study/, www.facebook.com/EBIChurchPlanting/, www.gotquestions.org/, and www.theopedia.com/. <input type="checkbox"/> Type the answers to the portfolio questions and journal applications in preparation for the discussion and group activity. <input type="checkbox"/> Begin writing the term paper. <input type="checkbox"/> Read the <i>Baptist Faith and Message</i> in Resources at www.sbc.net. <input type="checkbox"/> Disciple-making: share what you are learning with young leaders and apprentice disciples and invite them to class. |
| 2 | | <p>The Reality of Demons What Demons Are Like What Demons Do</p> <p>Welcome guests and encourage students to share what they have learned so far.</p> <p>Discuss portfolio questions and</p> | <ul style="list-style-type: none"> <input type="checkbox"/> Study chapters 26-28 in <i>Basic Theology</i>. <input type="checkbox"/> Study chapters 3-4 in <i>The Battle Is the Lord's</i>. <input type="checkbox"/> Explore Internet resources on this topic to share with the class. <input type="checkbox"/> Type the answers to the portfolio. |

| Session | Date | Professor Responsibilities | Student Responsibilities |
|---------|------|----------------------------------------------------------------------------------------------------------------------------------------------------------------------------------------------------------------------------------------------------------------------------------------------------------------------------------------------------------------------------------------------------------------------------------------------------|------------------------------------------------------------------------------------------------------------------------------------------------------------------------------------------------------------------------------------------------------------------------------------------------------------------------------------------------------------------------------------------------------------------------------------------------------------------------------------------------------------------------------------------------------------------------------------------------------------------------------------------------------------------------------------------------------------------------------------------------------------------------------------------------------------------------------------------------------------------------------------------------------------------------------------------------------------------------------------------------------------------------------------------------------------------------------------------------------------------------------------------------------|
| | | <p>applications. Coach students on how to improve their term papers and transformational gratitude and worship in class. Group activity: Create a visual summary or mind-map of one of these chapters. Discuss with students the implications, responsibilities, and applications of the doctrines of Satan, man, sin, Jesus Christ, and salvation.</p> | <ul style="list-style-type: none"> <input type="checkbox"/> Work on the term paper and bring to class for coaching. <input type="checkbox"/> Review the study guide. <input type="checkbox"/> Community service: as a royal priest and as an ambassador of Christ, update your "Reach List" of every person you know who needs Christ or is unchurched so that you can pray for them by name and encourage them. <input type="checkbox"/> Character development: update your "Gratitude List" based on the doctrines of Jesus Christ and salvation. <input type="checkbox"/> Disciple-making: share what you are learning with young leaders and apprentice disciples and invite them to class. <input type="checkbox"/> Disciple-making: go on an evangelistic visit with your pastor, deacon, church leader, Sunday school worker, or friend during this course. <input type="checkbox"/> Character development: reflect on your current character and the implications, responsibilities, and applications of the doctrines of Satan, man, sin, Jesus Christ, and salvation. |
| 3 | | <p>Evolution and Origins The Bible and Origins The Creation of Man The Facets of Man Discuss portfolio questions and applications. Coach students on how to improve their term papers and transformational gratitude and worship in class. Group activity: Create a visual summary or mind-map of one of these chapters.</p> | <ul style="list-style-type: none"> <input type="checkbox"/> Review section 3: Man in <i>The Baptist Faith and Message</i>. <input type="checkbox"/> Study chapters 29-32 in <i>Basic Theology</i>. <input type="checkbox"/> Study chapters 5-6 in <i>The Battle Is the Lord's</i>. <input type="checkbox"/> Explore Internet resources on this topic to share with the class. <input type="checkbox"/> Type the answers to the portfolio. <input type="checkbox"/> Work on the term paper and bring to class for coaching. <input type="checkbox"/> Review the study guide. <input type="checkbox"/> Community service: pray for the people on your list. <input type="checkbox"/> Disciple-making: share what you are learning with young leaders and apprentice disciples. |
| 4 | | <p>The Fall of Man The Biblical Concept of Sin Christ's Teaching Concerning Sin The Inheritance of Sin</p> | <ul style="list-style-type: none"> <input type="checkbox"/> Review section 3: Man in <i>The Baptist Faith and Message</i>. <input type="checkbox"/> Study chapters 33-36 in <i>Basic</i> |

| Session | Date | Professor Responsibilities | Student Responsibilities |
|---------|------|-------------------------------------------------------------------------------------------------------------------------------------------------------------------------------------------------------------------------------------------------------------------------------------------------------------------------------------------------------------------------------------------------------------------------------------------------------------------|-----------------------------------------------------------------------------------------------------------------------------------------------------------------------------------------------------------------------------------------------------------------------------------------------------------------------------------------------------------------------------------------------------------------------------------------------------------------------------------------------------------------------------------------------------------------------------------------------------------------------------------------------------------------------------------------------------------------------------------------------------------------------------------------------------------------------------------------------------------------------------------------------------|
| | | <p>Discuss portfolio questions and applications.</p> <p>Coach students on how to improve their term papers and transformational gratitude and worship in class.</p> <p>Group activity: Create a visual summary or mind-map of one of these chapters.</p> | <p><i>Theology.</i></p> <ul style="list-style-type: none"> <input type="checkbox"/> Study chapters 7-8 in <i>The Battle Is the Lord's</i>. <input type="checkbox"/> Explore Internet resources on this topic to share with the class. <input type="checkbox"/> Type the answers to the portfolio. <input type="checkbox"/> Work on the term paper and bring to class for coaching. <input type="checkbox"/> Review the study guide. <input type="checkbox"/> Community service: pray for the people on your list. <input type="checkbox"/> Disciple-making: share what you are learning with young leaders and apprentice disciples. |
| 5 | | <p>The Imputation of Sin Personal Sins The Christian and Sin</p> <p>Discuss portfolio questions and applications.</p> <p>Coach students on how to improve their term papers and transformational gratitude and worship in class.</p> <p>Group activity: Create a visual summary or mind-map of one of these chapters.</p> | <ul style="list-style-type: none"> <input type="checkbox"/> Review section 3: Man in <i>The Baptist Faith and Message</i>. <input type="checkbox"/> Study chapters 37-39 in <i>Basic Theology</i>. <input type="checkbox"/> Study chapters 9-10 in <i>The Battle Is the Lord's</i>. <input type="checkbox"/> Type the answers to the portfolio. <input type="checkbox"/> Work on the term paper and bring to class for coaching. <input type="checkbox"/> Review the study guide. <input type="checkbox"/> Community service: as a priest, ask permission to pray a blessing over someone on your list. <input type="checkbox"/> Disciple-making: share what you are learning with young leaders and apprentice disciples. |
| 6 | | <p>The Preincarnate Christ The Incarnation of Christ The Person of Christ Incarnate Christ: Prophet, Priest, and King</p> <p>Discuss portfolio questions and applications.</p> <p>Coach students on how to improve their term papers and transformational gratitude and worship in class.</p> <p>Group activity: Create a visual summary or mind-map of one of these chapters.</p> <p>Review for the midterm exam.</p> | <ul style="list-style-type: none"> <input type="checkbox"/> Review section 2B: God the Son in <i>The Baptist Faith and Message</i>. <input type="checkbox"/> Study chapters 40-43 in <i>Basic Theology</i>. <input type="checkbox"/> Study chapters 11-12 in <i>The Battle Is the Lord's</i>. <input type="checkbox"/> Watch That's My King by Dr. S.M. Lockridge on YouTube. <input type="checkbox"/> Explore Internet resources on this topic to share with the class. <input type="checkbox"/> Type the answers to the portfolio. <input type="checkbox"/> Work on the term paper and bring to class for coaching. <input type="checkbox"/> Review the study guide. <input type="checkbox"/> Community service: as a priest, ask permission to pray a blessing over someone on your list. |

| Session | Date | Professor Responsibilities | Student Responsibilities |
|---------|------|---------------------------------------------------------------------------------------------------------------------------------------------------------------------------------------------------------------------------------------------------------------------------------------------------------------------------------------------------------------------------------------------------------------------------------------------------------------------------------------------------------------------------------------------------------------------------------------------------------|----------------------------------------------------------------------------------------------------------------------------------------------------------------------------------------------------------------------------------------------------------------------------------------------------------------------------------------------------------------------------------------------------------------------------------------------------------------------------------------------------------------------------------------------------------------------------------------------------------------------------------------------------------------------------------------------------------------------------------|
| 7 | | <p>Midterm Exam Give the midterm exam. Preview the second half of the course. Coach students on how to improve their term papers. Make corrections to the term paper in class. Discuss who would benefit from the EBI leadership training program. Order textbooks for next semester. Request next semester portfolios and notes by email.</p> | <ul style="list-style-type: none"> ❑ Disciple-making: share what you are learning with young leaders and apprentice disciples. ❑ Review the study guide in the notes to prepare for the midterm exam. Four hours of study are recommended. ❑ Work on the term paper and bring to class for coaching. ❑ Next-generation leadership: As a disciple-maker update your list of next-generation leaders you can pray for, share with, and encourage or disciple. ❑ Disciple-making: as a believer-priest get involved in the small group and/or Sunday school ministry of your church. ❑ Pay for textbooks for the next courses. |
| 8 | | <p>The Self-emptying of Christ The Sinlessness of Christ The Resurrection and Ascension of Christ The Post-ascension Ministries of Christ Welcome guests and encourage students to share what they have learned. Discuss portfolio questions and applications. Coach students on how to improve their term papers and transformational gratitude and worship in class. Group activity: Create a visual summary or mind-map of one of these chapters.</p> | <ul style="list-style-type: none"> ❑ Review section 2B: God the Son in <i>The Baptist Faith and Message</i>. ❑ Study chapters 44-47 in <i>Basic Theology</i>. ❑ Study chapters 13-14 in <i>The Battle Is the Lord's</i>. ❑ Explore Internet resources on this topic to share with the class. ❑ Type the answers to the portfolio. ❑ Work on the term paper and bring to class for coaching. ❑ Review the study guide. ❑ Community service: as a priest, ask permission to pray a blessing over someone on your list. ❑ Disciple-making: share what you are learning with young leaders and apprentice disciples and invite them to class. |
| 9 | | <p>Introductory Considerations Biblical Terminology of Salvation The Passion of Christ The Meaning of the Death of Christ Discuss portfolio questions and applications. Coach students on how to improve their term papers and transformational gratitude and</p> | <ul style="list-style-type: none"> ❑ Review section 2B: God the Son in <i>The Baptist Faith and Message</i>. ❑ Study chapters 48-51 in <i>Basic Theology</i>. ❑ Study chapters 15-16 in <i>The Battle Is the Lord's</i>. ❑ Explore Internet resources on this topic to share with the class. |

| Session | Date | Professor Responsibilities | Student Responsibilities |
|---------|------|--------------------------------------------------------------------------------------------------------------------------------------------------------------------------------------------------------------------------------------------------------------------------------------------------------------------------------------------------------------------------------------|------------------------------------------------------------------------------------------------------------------------------------------------------------------------------------------------------------------------------------------------------------------------------------------------------------------------------------------------------------------------------------------------------------------------------------------------------------------------------------------------------------------------------------------------------------------------------------------------------------------------------------------------------------------------------------------------------------------------------------------------------------------------------------------------------------------------------------------------------------------------------------------------------------------------------------------|
| | | <p>worship in class.</p> <p>Group activity: Create a visual summary or mind-map of one of these chapters.</p> | <ul style="list-style-type: none"> <input type="checkbox"/> Type the answers to the portfolio. <input type="checkbox"/> Work on the term paper and bring to class for coaching. <input type="checkbox"/> Review the study guide. <input type="checkbox"/> Community service: as Christ's ambassador let your light shine by doing acts of kindness for people on your list. <input type="checkbox"/> Disciple-making: share what you are learning with young leaders and apprentice disciples. |
| 10 | | <p>Results of Salvation Theories of the Atonement The Doctrine of Election</p> <p>Discuss portfolio questions and applications.</p> <p>Coach students on how to improve their term papers and transformational gratitude and worship in class.</p> <p>Group activity: Create a visual summary or mind-map of one of these chapters.</p> | <ul style="list-style-type: none"> <input type="checkbox"/> Review section 4: Salvation in <i>The Baptist Faith and Message</i>. <input type="checkbox"/> Study chapters 52-54 in <i>Basic Theology</i>. <input type="checkbox"/> Study chapters 17-18 in <i>The Battle Is the Lord's</i>. <input type="checkbox"/> Explore Internet resources on this topic to share with the class. <input type="checkbox"/> Type the answers to the portfolio. <input type="checkbox"/> Work on the term paper and bring to class for coaching. <input type="checkbox"/> Review the study guide. <input type="checkbox"/> Community service: as Christ's ambassador let your light shine by doing acts of kindness for people on your list. <input type="checkbox"/> Disciple-making: share what you are learning with young leaders and apprentice disciples. |
| 11 | | <p>The Extent of the Atonement The Application of Salvation The Security of the Believer</p> <p>Discuss portfolio questions and applications.</p> <p>Coach students on how to improve their term papers and transformational gratitude and worship in class.</p> <p>Group activity: Create a visual summary or mind-map of one of these chapters.</p> | <ul style="list-style-type: none"> <input type="checkbox"/> Review section 5: God's Purpose of Grace in <i>The Baptist Faith and Message</i>. <input type="checkbox"/> Study chapters 55-57 in <i>Basic Theology</i>. <input type="checkbox"/> Study chapters 19-20 in <i>The Battle Is the Lord's</i>. <input type="checkbox"/> Explore Internet resources on this topic to share with the class. <input type="checkbox"/> Type the answers to the portfolio. <input type="checkbox"/> Work on the term paper and bring to class for coaching. <input type="checkbox"/> Review the study guide. <input type="checkbox"/> Community service: as Christ's ambassador let your light shine by doing acts of kindness for people on your list. <input type="checkbox"/> Disciple-making: share what you are |

| Session | Date | Professor Responsibilities | Student Responsibilities |
|---------|------|------------------------------------------------------------------------------------------------------------------------------------------------------------------------------------------------------------------------------------------------------------------------------------------------------------------------------------------------------------------------------------------------------------------------------------------------------------------------------------------------------------------------------------------------------------------------------------------------------------------------------------------------------------------|-----------------------------------------------------------------------------------------------------------------------------------------------------------------------------------------------------------------------------------------------------------------------------------------------------------------------------------------------------------------------------------------------------------------------------------------------------------------------------------------------------------------------------------------------------------------------------------------------------------------------------------------------------------------------------------------------------------------------------------------------------------------------------------------------------------------------------------------------------------------------------------------------------------------------------------------------------------------------------------------------------------------------------------------------------------------------------------------------------------------------------------------------------------------------------------------------------------------------------------------------------------------------------------------------------------------------------------------------------------------|
| 12 | | <p>ROSE versus TULIP Mediate Theology Catholic Theology God Loves You Term Papers Make corrections to the term paper in class. Group activity: Prepare for next week's student presentations.</p> | <p>learning with young leaders and apprentice disciples.</p> <ul style="list-style-type: none"> <input type="checkbox"/> Review section 5: God's Purpose of Grace in <i>The Baptist Faith and Message</i>. <input type="checkbox"/> Study notes on Mediate Theology. <input type="checkbox"/> Research Catholic questions at http://www.gotquestions.org/Catholic-questions.html to share with the class. <input type="checkbox"/> Watch videos on Catholic theology at http://www.crosswalk.com/video-q-a/how-do-protestant-and-catholic-beliefs-differ.html. <input type="checkbox"/> Study notes on Catholic-Evangelical Differences. <input type="checkbox"/> Type the answers to the portfolio. <input type="checkbox"/> Work on the term paper and bring to class for coaching. <input type="checkbox"/> Review the study guide. <input type="checkbox"/> Community service: as the Bride invite someone on your list to come with you to small group or church. <input type="checkbox"/> Disciple-making: share what you are learning with young leaders and apprentice disciples. |
| 13 | | <p>Student Presentations and Term Papers Welcome guests and disciples. Livestream student presentations on the church Facebook page. Post cell phone videos of student presentations on the church and association webpages to increase their impact. Coach students on how to improve their presentations. Coach students on how to improve their term papers. Group activity: Peer-review and make corrections to the term paper in class. Review for the final exam</p> | <ul style="list-style-type: none"> <input type="checkbox"/> Prepare to participate in a group or individual presentations on a chapter in the books. <input type="checkbox"/> Work on the term paper and bring to class for peer review and corrections. <input type="checkbox"/> Bring a rough draft of your term paper for peer-review and corrections. <input type="checkbox"/> Review the study guide. <input type="checkbox"/> Community service: invite someone on your list to come with you to small group or church. <input type="checkbox"/> Disciple-making: invite your friends and apprentice disciples to watch student presentations. |
| 14 | | <p>Final Exam and Course Evaluation Give final exam. Collect portfolio for review. Collect revised term paper for review.</p> | <ul style="list-style-type: none"> <input type="checkbox"/> Review the study guide for the final exam. <input type="checkbox"/> Complete the portfolio. <input type="checkbox"/> Revise the term paper. |

| Session | Date | Professor Responsibilities | Student Responsibilities |
|---------|------|------------------------------------------------------------------------------------------------------------------------------------------------------------------------------------------------------------------------------------------------------------------------------------------------------------------------------------------|----------------------------------------------------------------------------------------------------------------------------------------------------------------------------------------------------------------------------------------------------------------------------------------------------------------------------------------------------------------------|
| | | <p>Students will debrief by sharing how they are using and sharing what they have learned.</p> <p>Discuss how to recruit students who would benefit from the EBI leadership training program.</p> <p>Distribute the textbooks, syllabi, portfolios, notes, and promotional materials for the next course.</p> <p>Time of fellowship.</p> | <ul style="list-style-type: none"> ❑ Share and/or email your revised term paper to pastors, deacons, small-group leaders, and your apprentice disciples to multiply your ministry in obedience to 2 Timothy 2:2-3. ❑ Learning is about teaching others. Pass on the baton of transformational discipleship by sharing what you are learning. |

EBI holds to [The Baptist Faith and Message](#). The inclusion of articles, books, or external links in this course does not imply that the opinions expressed represent the official position of EBI.

Holman Bibliography

- Apologetics Study Bible*. Annotated by Ted Cabal, Chuck Colson, and Norm Geisler. Nashville, TN: Holman Bible, 2007. 9781586400248
- HCSB Study Bible*. Annotated. Nashville, TN: Holman Bible.
- Holman Book of Biblical Charts, Maps, and Reconstructions*. Edited by Marsha A. Ellis Smith. Nashville, TN: Holman Reference, 1993. 9781558193598
- Holman Concise Bible Commentary*. Edited by David S. Dockery. Nashville, TN: Holman Reference, 2011. 9780805495461
- Holman Guide to Interpreting the Bible*. Edited by David S. Dockery and George Guthrie. Nashville, TN: Holman Reference, 2004. 9780805428582
- Holman Illustrated Bible Dictionary*. Edited by Charles W. Draper and Chad Brand. Nashville, TN: Broadman & Holman, 2003. 9780805428360
- Holman QuickSource Bible Atlas*. Edited by Holman. Nashville, TN: Holman Reference, 2011. 9780805495645
- Holman QuickSource Guide to Christian Apologetics*. Edited by Doug Powell. Nashville, TN: Holman Reference, 2006. 9780805494600
- Holman Treasury of Key Bible Words: 200 Greek and 200 Hebrew Words Defined and Explained*. Edited by Dr. Eugene Carpenter and Dr. Philip Comfort. Nashville, TN: Holman Reference, 2000. 9780805493528

Course Bibliography

- Anders, Max E. *30 Days to Understanding What Christians Believe*, 2nd ed. Nashville, TN: Thomas Nelson, 1998.
- Chafer, Lewis S. *Systematic Theology*. 6 vols. Dallas, TX: Dallas Seminary, 1947.
- Chafer, Lewis Sperry, and John Walvoord, ed. *Major Bible Themes*, 2nd ed. Grand Rapids, MI: Zondervan, 1976. 0310223903
- Couch, Mal, ed. *The Fundamentals for the Twenty-first Century: Examining the Crucial Issues of the Christian Faith*. Grand Rapids, MI: Kregel, 2000. 0825423686
- Enns, Paul. *The Moody Handbook of Theology*. Chicago, IL: Moody, 1989.
- Erickson, Millard J. *Christian Theology*, 2 vols. Grand Rapids, MI: Baker, 1983.
- Evans, William. *The Great Doctrines of the Bible*, 2nd ed. Chicago, IL: Moody, 1974.
- Geisler, Norman, and William E. Nix. *From God to Us: How We Got Our Bible*. Chicago, IL: Moody, 1974.
- Hendricks, Howard G., and William D. Hendricks. *Living by the Book*. Chicago, IL: Moody, 1991. 0802408168 220.07
- Lewis, C. S. *Mere Christianity: The Case for Christianity, Christian Behavior, and Beyond Personality*.

New York: Macmillan, 1960.

Little, Paul E. *Know What You Believe: Connecting Faith and Truth*. Cook Communications, 2003. 0781439647

Little, Paul E. *Know Why You Believe*. Wheaton, IL: Victor, 1982.

Olson, C. Gordon. *Beyond Calvinism and Arminianism: An Inductive Mediate Theology of Salvation*. Cedar Knolls, NJ: Global Gospel, 2002. 0962485047

Ryrie, Charles C. *Basic Theology: A Popular Systematic Guide to Understanding Biblical Truth*. Chicago, IL: Moody, 1999. 0802427340

Swindoll, Charles R. *Growing Deep in the Christian Life*. Sisters, OR: Multnomah, 1986. 0880701544

Towns, Elmer. *Foundational Doctrines of the Faith: Knowing What We Believe--and Why*. Lynchburg, VA: Church Growth Institute, 1992.

Willis, Wesley, Elaine Wesley, John Master, and Janet Master, eds. *Basic Theology Applied: A Practical Application of Basic Theology*. Wheaton, IL: Victor, 1995. 1564764427

Zuck, Roy B., ed. *A Biblical Theology of the New Testament*. Chicago, IL: Moody, 1994.

Zuck, Roy B., ed. *A Biblical Theology of the Old Testament*. Chicago, IL: Moody, 1991.

Transfer of Credits to Southern California Seminary

Attendance Policy

Attending class on time is important to receive the most out of the course. Entering class late disrupts the learning process of all students. Students are permitted three absences for a 14-week semester course. For the semester (28 classroom hours plus 68 homework hours) courses, more than 10 minutes late is a *tardy*; more than 20 minutes late is an *absence*. Two tardies count as one absence. **College credit cannot be transferred to Southern California Seminary when a student misses four or more class sessions.** A grade of AU (Audit) will be recorded when a student is auditing the course, misses four sessions, does not complete coursework on time, or earns less than 700 points.

Class Time and Homework Policy

To transfer [Carnegie](#) credits to Southern California Seminary, **each 2-unit course must include at least 28 hours of class time discussion and 68 hours of portfolio homework during the 14-week semester.** Courses with less than 28 hours of class time do not meet EBI requirements. Since “time plus focus equals learning,” increased classroom time and active learning result in increased learning—and learning is the key to leadership and service. Courses start the first week of January, May, and September. For maximum learning, **it is recommended that working students take 2 courses per semester** or 6 courses per year. Students who plan to transfer must keep copies of portfolios and term papers to present to Equip Biblical Institute and Southern California Seminary upon request

Late Work Policy


Completing work on time is an important habit for leaders to develop. Homework should be completed weekly before the class discussion and application. The grade for work that is between 1 and 7 days late is lowered by 20%. **Work that is over 7 days late will not be accepted.** Professors are to send to the EBI offices the grade sheet within 15 days of the end of each course so that transcripts can be updated each semester.

Portfolio and Term Paper Policy for Transferring Students

To graduate or transfer credits from Equip Biblical Institute to Southern California Seminary, **students must submit their portfolio and term papers at the end of each course to the Registrar for formative assessment.** Upon successful completion of the Associate of Biblical Studies, students may transfer **60 units** into the Bachelor of Arts in Biblical Studies degree. If the portfolio or term papers are missing, the credits may not be transferable. Portfolios must be completed individually—not as couples.

Answers to portfolio questions are individual and subjective, so each student must do his or her own portfolio and term paper. As part of the EBI-SCS Articulation Agreement and to facilitate transfer of degrees to other schools, professors must submit the portfolios and term papers of transferring students to the EBI Registrar at gwoods@socalsem.edu at the end of each course. The goal is to assist students in being successful in their studies and in their ministries.

| Grade Scale | | | |
|-------------|---|-----------|-----------|
| Grade | | Percent | Points |
| A | = | 95-100% | 950-1,000 |
| A- | = | 90-94% | 900-949 |
| B+ | = | 87-89% | 870-899 |
| B | = | 84-86% | 840-869 |
| B- | = | 80-83% | 800-839 |
| C+ | = | 77-79% | 770-799 |
| C | = | 74-76% | 740-769 |
| C- | = | 70-73% | 700-739 |
| NC | = | Below 70% | 0-699 |



| Student Evaluation | Percent | Points |
|----------------------------------|-------------|--------------|
| Portfolio/Group Activities | 55% | 550 |
| Midterm Exam | 10% | 100 |
| Student Presentations | 10% | 100 |
| Term Paper | 15% | 150 |
| Final Exam | 10% | 100 |
| Total | 100% | 1,000 |

| Session 1 | Session 2 | Session 3 | Session 4 | Session 5 | Session 6 | Midterm 7 | Session 8 | Session 9 | Session 10 | Session 11 | Session 12 | Presenta-tion 13 | Term Paper 13 | Final Exam 14 | Points | Grade |
|-----------|-----------|-----------|-----------|-----------|-----------|-----------|-----------|-----------|------------|------------|------------|------------------|---------------|---------------|--------|-------|
| 50 | 50 | 50 | 50 | 50 | 50 | 100 | 50 | 50 | 50 | 50 | 50 | 100 | 150 | 100 | 1,000 | ABC |
| | | | | | | | | | | | | | | | | |

| Course Grading Rubric | | |
|-----------------------|----------------------------------------------------------------------------------------------------------------------------------------------------------------------|---|
| Grade | Requirements | ✓ |
| A | Exams, portfolio, presentation, and the 12- to 15-page term paper with zero errors. | |
| A- | Exams, portfolio, presentation, and the 10- to 11-page term paper with less than 2 errors. | |
| B+ | Exams, portfolio, presentation, and the 9-page term paper with less than 4 errors. | |
| B | Exams, portfolio, presentation, and the 8--page term paper with less than 6 errors. | |
| B- | Exams, portfolio, presentation, and the 7-page term paper with less than 8 errors. | |
| C+ | Exams, portfolio, presentation, and 6-page essay are completed with less than 10 errors. | |
| C | Exams, portfolio, presentation, and 5-page essay are completed but need corrections. | |
| C- | Exams, portfolio, presentation, and 4-page essay and/or tutoring or peer coaching. | |
| AU | Student audited the course for personal spiritual enrichment or earned less than 700 points or missed more than 3 sessions. (audit) EBI has levels for all students. | |

Writing clarifies one’s thoughts and is a key skill for an effective leader. Initially students may have difficulties in developing writing skills, but they will improve and gain confidence with each course they complete. It is important that professors help students improve their writing skills to maximize their thinking and leadership skills. Students should use the term paper rubric, sample term paper, and [type-over template](#) to write their term papers. Since students have different abilities, goals, responsibilities,

and schedules, students can choose the grade for which they are aiming. It is possible to earn a “C” by writing an essay rather than a term paper, but it is necessary to write a term paper to earn an “A” or “B”.

Writing and journaling two of the most important skills that a leader can develop. As part of the academic agreement with Southern California Seminary, to earn an “A” students are required to email or mail a copy of their academic work to the EBI registrar. The first goal is to affirm students who are doing all the work. The second goal is help students do even better by analyzing the term papers and to preparing next-generation leaders for university level education and ministry by helping them improve their writing skills, thinking skills, and leadership skills.

The mission of Equip Biblical Institute is to bring glory to God by assisting local churches to equip believers of various cultures and languages to live and minister biblically based on the inerrant Word of God. This equipping includes building biblical knowledge, Christian character, and ministry skills. The goal is to provide leadership and teaching resources, intentional leadership development, disciple-making materials, Skype courses, YouTube videos, charts, notes, and visuals to pastors and churches around the world. EBI is equipping the next generation of pastors and leaders to multiply their influence by training leaders, creating videos, and writing books.

EBI is a religious exempt school and not accredited by the U. S. Department of Education; however, EBI Associate degrees are transferable to Southern California Seminary and other schools based on the EBI-SCS articulation agreement based on [Carnegie](#) Units, portfolios, and term papers.

One of the benefits of advanced training is that trained pastors do better and last longer in ministry than pastors with little or no training. Skills learned include administration, apologetics, attitude, belonging, biblical worldview, Bible interpretation, character development, church planting, college learning, communication, community development, counseling, creative thinking, critical thinking, disciple-making, encouragement, enrichment, equipping, ethical development, evangelism, faith-based, family-based disciple-making, financial intelligence, interaction, leadership, mentoring, ministry, motivational, online learning, organizational, parenting, pastoral ministry, people, project-based learning, preaching, relational, resilience, self-awareness, servant leadership, spiritual disciplines, spiritual gifts, spiritual growth, spiritual warfare, student success, strategic planning, teaching, technology, transformational learning, writing, and youth leadership skills. Every course assignment has a whole-brain learning rationale with the goal of life transformation. The goal is the effective ministry described in 2 Peter 1:2-8.

As students take each course, their brains will develop a multitude of new physical and chemical neural connections, increasing their ability to read with comprehension; make practical applications from what they are learning; and improve their communication, leadership, and writing skills.

EBI incorporates seminary success skills and transformational teaching, including [Adult](#) Learner Model, the Affective Neuroscience Learning Model, Bloom’s Taxonomy of Learning Domains, the [Carnegie Unit and Student Hour](#) Rubric, the Cognitive [Neuroscience](#) Learning Model, the Seven Laws of Learning Model, the Learning Styles Model, Knowles’s [Adult](#) Learner Model, the [Maslow](#) Pyramid of Needs, the [Multiple Intelligences](#) Model, the Professional Development Rubric, the [Quality Matters](#) Rubric, the Seven Principles of Good Practice in Undergraduate Education Model, the Teaching to Change Lives Model, the [Visual Learning](#) Model, and the [Working Memory](#) Model.

EBI utilizes the power of [Formative Assessment](#) rather than summative assessment. Formative assessment promotes students’ learning by providing feedback on how to study better, develop integrity and leadership skills, and write better term papers. Summative assessment gives only a final grade or evaluation of proficiency (A, B, C, D, F).

Academic research indicates that when formative assessment is provided the amount of student learning is often double that of summative assessment. Formative assessment involves briefly reviewing portfolios each week to make sure students are not getting behind and assisting all students to improve their writing skills each week based on rubrics and samples of term papers.

Effective teachers enlist stronger students to help struggling students to improve. Rubrics help students gauge the quality of their work and see what else is needed to improve their writing and leadership skills. Samples of term papers demonstrate what is expected and required for leadership and character

development.

Effective teachers have students compare and peer-review one another's papers in class during specified times. Formative assessment is about providing students with feedback or tips aimed at improving their writing and critical thinking skills—not just giving them a letter grade. Feedback is most effective when it explicitly communicates to students about some specific aspects of their performance relative to specific target criteria, and when it provides information that helps students progress toward meeting that criterion.

Webliography

1. Alternative articles www.oneplace.com/Ministries/The_Alternative/
2. Apologetics 4Truth www.4truth.net
3. Bible Bulletin Board www.biblebb.com/
4. Bible History www.bible-history.com/
5. Bible Land Photos <http://bibleplaces.com/>
6. Bible Study Resources www.bible.org
7. Bible study tools www.biblestudytools.net/
8. Blue Letter Bible Study Tools/Charts www.blueletterbible.org/study/
9. Christian Apologetics & Research Ministry <http://carm.org/>
10. Christian Classics Ethereal Library "World Wide Study Bible" www.ccel.org/wwsb/
11. Church Starting www.churchstarting.net
12. Cooperative Program www.sbc.net/cp/ - www.youtube.com/watch?v=lkqJaagLS7A
13. Crosswalk Articles www.crosswalk.com/
14. David Jeremiah www.davidjeremiah.org/
15. E-sword.net Bible study tools www.e-sword.net/
16. Ed Stetzer www.newchurches.com/
17. Focus on the Family www.focusonthefamily.org
18. Got Questions www.gotquestions.org/
19. Holy Land Photos www.holylandphotos.org/
20. Injoy pastoral leadership articles www.injoy.com/
21. Institute of Strategic Evangelism <http://bgc.gospelcom.net/ise/links.html>
22. Jeremiah Study Bible Online Content www.JeremiahStudyBible.com
23. Leading from your Strengths www.leadingfromyourstrengths.com/
24. Leadership Journal Past Issues www.christianitytoday.com/le/issues/
25. Leadership Transformations www.leadershiptransformations.org/
26. Leadership U www.leaderu.com/menus/ministry.html
27. Leadership Wired www.injoy.com/newsletters/subscribe.asp
28. LifeWay.com church planting articles www.lifeway.com
29. LifeWay Ministry Grid – Training made simple www.ministrygrid.com/guest-home
30. Lumina Bible study tool <https://lumina.bible.org/bible/Matthew+1>
31. Malphurs Group www.malphursgroup.com
32. Moody Magazine articles www.moodymagazine.com
33. NAMB Video www.namb.net/video/
34. Need Him www.needhim.org/
35. New Churches with Ed Stetzer www.newchurches.com/
36. New Testament Summary www.bible.org/page.asp?page_id=2076
37. North American Mission Board www.namb.net
38. Old Testament Gateway www.otgateway.com/
39. Old Testament Survey www.bible.org/series.asp?series_id=76
40. On Mission to Share Jesus www.namb.net

41. One Place Articles www.oneplace.com/articles/
42. Online Bible links www.onlinebible.net/links.html
43. Pastors.com www.pastors.com/
44. Pastors.com ministry articles www.pastors.com/articles/
45. Send North America www.namb.net/Send_North_America_Video/
46. Send Network church planters <http://sendnetwork.com/>
47. Thom Rainer <http://thomrainer.com/>
48. Thru the Bible www.thruthebible.org/
49. Turning Point Articles www.turningpointradio.org/
50. Way of the Master www.wayofthemaster.com/