

## Equip Biblical Institute

### Church Planting \* Team Leadership \* Pastors Institute

2100 Greenfield Drive, El Cajon, CA 92019



## Church-based Disciple-making

Professor:

Training Center City:

Semester and Year:

### Course Description



This course focuses on how to become a simple-essential disciple-making church that is faithful to the Bible and relevant to the unchurched it is seeking to reach for Christ. Topics include reclaiming young adults and making churches relevant through getting creative, spiritual, radical, real, truthful, multicultural, and connected to the community. Students will create visual projects and applications for transformational discipleship and leadership.

### Course Design

This 14-week course is designed to equip pastors, church planters, and next-generation leaders with Bible knowledge, Christian character, servant leadership, and disciple-making skills with the goal of life-change. It addresses the learning styles of adults through active discussion, charts, visuals, Internet resources, team-building, and presentations. To ensure transfer of credit, changes to this course syllabus must be approved by both Equip Biblical Institute and Southern California Seminary. Over 1,200 leaders have completed EBI courses. *Suggestions for improving course design are appreciated.*


### Required Textbooks

1. *Jeremiah Study Bible*. Annotated by Dr. David Jeremiah. Worthy Publishing, 2013. [CBD](#) or [9781936034895](#)
2. Dr. Thom S. Rainer and Eric Geiger. *Simple Church: Returning to God's Process for Making Disciples*. Grand Rapids: MI: Zondervan, 2008. [CBD](#) or [9780805443905](#)
3. Dr. Thom S. Rainer. *Essential Church: Reclaiming a Generation of Dropouts*. Grand Rapids: MI: Zondervan, 2008. [CBD](#) or [9780805443929](#)
4. Dr. Robert E. Coleman. *The Master Plan of Evangelism with Study Guide*, Fleming H. Revell, 2006. [CBD](#) or [9780800731229](#)
5. *Holman Illustrated Bible Dictionary*. Edited by Chad Brand. Nashville, TN: Holman Reference, 2015. [CBD](#) or [9780805499353](#)



### Additional Books for Pastors, Leaders, and Advanced Students

6. Dr. Thom S. Rainer & Art Rainer. *Simple Life*. Nashville, TN: B&H Books, 2009. [CBD](#) or [9780805448863](#)



**Internet Resources** - [4truth.net](#) \* [bible.org](#) \* [blueletterbible.org](#) \* [gotquestions.org](#) \* [helpmewithbiblestudy.org](#) \* [jeremiahstudybible.com](#) \* [leestrobels.com](#) \* [lifeway.com](#) \* [ministrygrid.com](#) \* [www.namb.net](#) \* [nextgenleader.net](#) \* [sendnetwork.com/](#) \* [wayofthemaster.com/](#)

Professors – [Click here to receive the Notes by email](#). The purpose of this course is to help you realize your full potential in God, so you can become the exemplary leader God intends you to be—studying the Bible inductively, viewing the world biblically, sharing the Good News enthusiastically, making disciples intentionally, and serving the Church faithfully in the power of the Holy Spirit.

| Learning Outcomes   |
|---|
| The student who successfully completes this course will be able to implement 2 Timothy 2:2:   |
| 1. Apply and disciple others about the simple revolution and the simple church in action.   |
| 2. Apply and teach how to do the simple church extreme makeover.  |
| 3. Apply and teach how to become a simple church through clarity and movement.  |
| 4. Apply and teach how to become a simple church through alignment and focus.   |
| 5. Apply and teach how to become a simple church and introducing the essential church.  |
| 6. Apply and teach on why people leave the nonessential church.   |
| 7. Apply and teach how essential churches close the back door.  |
| 8. Apply and teach how churches can reach new generations by simplifying and deepening.   |
| 9. Participate in a group or individual presentation, project, PowerPoint, mind-map, visuals, webpage, or YouTube video on one of the "Study Guide Lessons" in <i>Master Plan of Evangelism</i> .   |
| 10. Create and type a 10- to 15-page term paper titled "Applications from Church-based Disciple-making for Leadership and Character Development."   |
| 11. Coach leaders to develop Christian character through our identity in Christ, gratitude for the Gospel, the spiritual disciplines, personal revival, the fruit of the Spirit, the armor of God, the mind of Christ, and the seven virtues with the goal of transformational discipleship and leadership (Romans 12:1-2). |

**Methods of Instruction**

Instruction emphasizes active learning, problem-based learning, project-based learning, presentation-based learning, team-based learning, reflection, discussion, interactive lecture, collaboration, visuals, term papers, and exams, with the goal of long-term and real-world learning that results in life-change and leadership skills. The major pedagogical premise of this course is that students should be treated like the servant-leaders they are becoming.

Dr. Gary C. Woods has served as the Bible Department Chairman and Registrar at Southern California Seminary. Dr. Woods has taught for Liberty University, Luther Rice Seminary, San Diego Christian College, and Southern California Seminary. He has a Doctor of Education in Technology and Learning from Alliant International University, a Master of Divinity in Missions from Southwestern Baptist Theological Seminary, and a Bachelor of Science in Cross-Cultural and Pastoral Ministry from Liberty University. He has served as a pastor and church planter with the North American Mission Board, and as an elected governing board member of GUHSD with over 20,000 high school students.



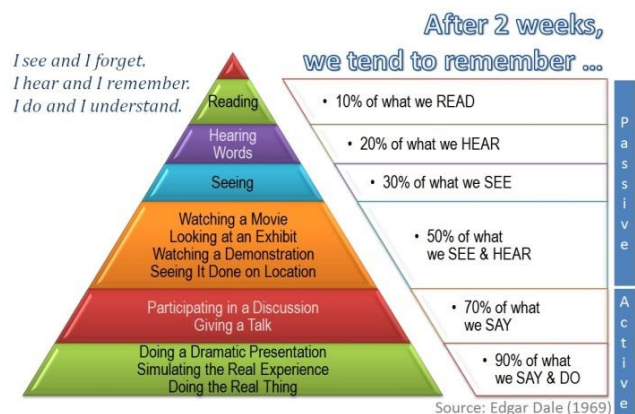
**Accelerated Adult Learning Strategies**

Authentic learning involves observation, interpretation, and application. The goal of *balanced instruction* is to address the learning strengths of adult learners, including verbal, visual, musical, logical, kinesthetic, reflective, interpersonal, natural, and spiritual. *Student-centered instruction* is most effective when it impacts the mind, will, and emotions.

**TEAM-based Active Learning Principles**

Students are encouraged to study in teams to develop application skills, leadership/relational skills, and presentations. Students are not to give answers to co-learners, but help them learn how to find the answers. **TEAM = Together Everyone Accomplishes More.**

**The Cone of Learning**



### Student Requirements

**First**, answer the **questions** in the **portfolio** before class. This will assist student-leaders in focusing on core information and developing the time-on-task study skills and writing skills essential to effective learning and long-term memory. Each student must do his or her own work.

**Second**, maintain the **journal** in the portfolio. (1) What is God teaching you in this session? (2) How are you going to apply these concepts to your life, family, and ministry? (3) How can your church apply these concepts to making disciples and developing leaders? This will assist student-leaders in developing reflection, application, and decision-making skills essential to spiritual growth.

**Third**, participate in the **discussion** of the questions and applications in the portfolio during class. Through discussion students learn from one another and sharpen one another as iron sharpens iron. This will assist student-leaders in developing the relational, speaking, and creative/critical thinking skills essential to effective teaching and servant-leadership.

**Fourth**, complete the **midterm exam**. This will assist student-leaders in developing long-term memory through multiple reviews of the core material.

**Fifth**, participate in an individual or **group presentation** on one of the chapters in the textbooks. The ability to make engaging presentations will multiply your influence, leadership, teaching, and preaching. Discuss applications found in that book. This presentation can be a PowerPoint, drama, role-play, charts, or drawings. This will assist student-leaders in developing the creative/critical thinking and teamwork skills essential to effective teaching and servant-leadership. Week 13

**Sixth**, type a 10- to 15-page **term paper** titled "Applications from Church-based Disciple-making for Leadership and Character Development." The ability to write well will multiply your influence, leadership, teaching, and preaching. Footnote all the ideas, paraphrases, and direct quotes in your paper, whether from books or the Internet. Font should be Times New Roman 12. Include illustrations and charts. This will assist student-leaders in developing the creative/critical thinking and writing skills essential to effective biblical teaching, preaching, and servant-leadership. Week 13

**Seventh**, complete the **final exam** in the portfolio. This will assist student-leaders in developing long-term memory through multiple reviews of the core material and in focusing on transformational leadership and teaching skills. Week 14

### Course Objective Is Life Change

Our mission is to bring glory to God by assisting local churches to equip believers to live and minister biblically based on the inerrant Word of God. This equipping includes Bible knowledge, Christian character, and ministry skills. The objective is to take student-leaders from where they are and move them to where they need to be. Students will learn how (1) to read with their brains; (2) to remember what they have read; (3) to sharpen their thoughts through journaling; (4) to speak effectively before others; (5) to work as learning teams of leaders; and (6) to biblically apply what they are learning to life, family, and ministry.

### Accelerated Adult Learning Techniques

Adults learn in unique ways and so this course incorporates multiple learning styles. According to the **Cone of Learning**, writing, discussing, and applying concepts are the keys to accelerated adult learning. The portfolio is foundational to learning because students remember more of what they write, discuss, and apply. By applying these principles of champion learners, students will experience transformational growth. Welcome to the accelerated disciple-making process!

| Session | Date | Professor Responsibilities   | Student Responsibilities   |
|---------|------|--|--|
| 1       |      | <p><b>The Simple Revolution Has Begun</b><br/> <b>The Simple Church in Action</b><br/>                     Go over this syllabus and the portfolio.<br/>                     Preview the study guides for the exams.<br/>                     Discuss the appendix.<br/>                     Discuss portfolio questions and journal applications.<br/>                     Demonstrate how to get the most out of the Topical Index in the <i>Jeremiah Study Bible</i>, the <i>Holman Illustrated Bible Dictionary</i>, and the textbooks.<br/>                     Group activity: Create a visual summary or mind-map of one of these chapters.<br/>                     Review in class one of the resources for leaders and pastors at:<br/> <a href="https://edstetzer.com/">https://edstetzer.com/</a>,<br/> <a href="http://larryosbornelive.com/">http://larryosbornelive.com/</a>,<br/> <a href="http://thomrainer.com/">http://thomrainer.com/</a>,<br/> <a href="http://thrivingsmallgroups.com/">http://thrivingsmallgroups.com/</a>,<br/> <a href="https://vimeo.com/namb/videos">https://vimeo.com/namb/videos</a>,<br/> <a href="http://www.leestrobels.com">www.leestrobels.com</a>,<br/> <a href="http://www.lifeway.com/n/All-Articles?type=learn">www.lifeway.com/n/All-Articles?type=learn</a>,<br/> <a href="http://www.joelcomiskeygroup.com/articles">www.joelcomiskeygroup.com/articles</a>,<br/> <a href="http://www.malphursgroup.com/">www.malphursgroup.com/</a>,<br/> <a href="http://www.pastors.org">www.pastors.org</a>.<br/>                     Assist students in improving their term papers and Christian character through coaching, feedback, and rubrics. These are crucial learning and leadership skills.<br/>                     Review the Transformational Discipleship Covenant.</p> | <ul style="list-style-type: none"> <li><input type="checkbox"/> Print 220 Church-based Disciple-making portfolio and notes.</li> <li><input type="checkbox"/> Pay the honorarium to the director.</li> <li><input type="checkbox"/> Skim the textbooks and be prepared to discuss how these books are unique as learning tools.</li> <li><input type="checkbox"/> Study introduction and chapters 1-2 in <i>Simple Church</i>.</li> <li><input type="checkbox"/> Complete the Study Guide Lesson 1 in <i>Master Plan of Evangelism</i>.</li> <li><input type="checkbox"/> Explore the resources in the Topical Index of the <i>Jeremiah Study Bible</i> or at <a href="http://www.jeremiahstudybible.com">www.jeremiahstudybible.com</a>.</li> <li><input type="checkbox"/> Explore the resources at <a href="https://edstetzer.com/">https://edstetzer.com/</a>, <a href="http://larryosbornelive.com/">http://larryosbornelive.com/</a>, <a href="http://thomrainer.com/">http://thomrainer.com/</a>, <a href="http://thrivingsmallgroups.com/">http://thrivingsmallgroups.com/</a>, <a href="https://vimeo.com/namb/videos">https://vimeo.com/namb/videos</a>, <a href="http://www.leestrobels.com">www.leestrobels.com</a>, <a href="http://www.lifeway.com/n/All-Articles?type=learn">www.lifeway.com/n/All-Articles?type=learn</a>, <a href="http://www.joelcomiskeygroup.com/articles">www.joelcomiskeygroup.com/articles</a>, <a href="http://www.malphursgroup.com/">www.malphursgroup.com/</a>, <a href="http://www.pastors.org">www.pastors.org</a>.</li> <li><input type="checkbox"/> Type the answers to the portfolio questions and journal applications in preparation for the discussion and group activity.</li> <li><input type="checkbox"/> Begin writing the term paper.</li> <li><input type="checkbox"/> Review the study guide.</li> <li><input type="checkbox"/> Read the <i>Baptist Faith and Message</i> in Resources at <a href="http://www.sbc.net">www.sbc.net</a>.</li> <li><input type="checkbox"/> Disciple-making: share what you are learning with young leaders and apprentice disciples and invite them to class.</li> </ul> |
| 2       |      | <p><b>Simple Church: An Extreme Makeover</b><br/> <b>Three Simple Stories</b><br/>                     Welcome guests and encourage students to share what they have learned so far.<br/>                     Discuss portfolio questions, applications, and resolutions.<br/>                     Coach students on how to improve their term papers and transformational discipleship in class.</p>  | <ul style="list-style-type: none"> <li><input type="checkbox"/> Study chapters 3-4 in <i>Simple Church</i>.</li> <li><input type="checkbox"/> Complete the Study Guide Lesson 2 in <i>Master Plan of Evangelism</i>.</li> <li><input type="checkbox"/> Explore Internet resources on this topic to share with the class.</li> <li><input type="checkbox"/> Type the answers to the portfolio.</li> <li><input type="checkbox"/> Work on the term paper and bring to class for coaching.</li> <li><input type="checkbox"/> Review the study guide.</li> <li><input type="checkbox"/> Community service: as a royal priest and as an ambassador of Christ, update your "Reach List" of every</li> </ul>  |

| Session | Date | Professor Responsibilities  | Student Responsibilities  |
|---------|------|---|---|
|         |      | <p>Group activity: Create a visual summary or mind-map of one of these chapters.</p> <p>Discuss with students the people and things that they are grateful for and how to pass it forward.</p> <p>Discuss with students the implications, responsibilities, and applications of our identity in Christ as disciple-makers.</p>                    | <p>person you know who needs Christ or is unchurched so that you can pray for them by name and encourage them.</p> <ul style="list-style-type: none"> <li><input type="checkbox"/> Character development: create or update your "Gratitude List" including the attributes of God, employment, family, freedom, friends, fruit of the Spirit, great exchange, health, heritage, mentors, ministering spirits, opportunities, parents, salvation, and teachers who have equipped and encouraged you, etc.</li> <li><input type="checkbox"/> Disciple-making: share what you are learning with young leaders and apprentice disciples and invite them to class.</li> <li><input type="checkbox"/> Disciple-making: go on an evangelistic visit with your pastor, deacon, church leader, Sunday school worker, or friend during this course.</li> <li><input type="checkbox"/> Character development: reflect on your current character and the implications, responsibilities, and applications of your identity in Christ as a disciple-maker.</li> </ul> |
| 3       |      | <p><b>Clarity: A Ministry Blueprint</b><br/><b>Movement: Removing Congestion</b></p> <p>Discuss portfolio questions, applications, and resolutions.</p> <p>Coach students on how to improve their term papers and transformational discipleship in class</p> <p>Group activity: Create a visual summary or mind-map of one of these chapters.</p> | <ul style="list-style-type: none"> <li><input type="checkbox"/> Study chapters 5-6 in <i>Simple Church</i>.</li> <li><input type="checkbox"/> Complete the Study Guide Lesson 3 in <i>Master Plan of Evangelism</i>.</li> <li><input type="checkbox"/> Type the answers to the portfolio.</li> <li><input type="checkbox"/> Work on the term paper and bring to class for coaching.</li> <li><input type="checkbox"/> Review the study guide.</li> <li><input type="checkbox"/> Community service: pray for the people on your list.</li> <li><input type="checkbox"/> Disciple-making: share what you are learning with young leaders and apprentice disciples.</li> </ul>   |
| 4       |      | <p><b>Alignment: Maximizing the Energy of Everyone</b><br/><b>Focus: Saying No to Almost Everything</b></p> <p>Discuss portfolio questions, applications, and resolutions.</p> <p>Coach students on how to improve their term papers and transformational discipleship in class</p>   | <ul style="list-style-type: none"> <li><input type="checkbox"/> Study chapter 7-8 in <i>Simple Church</i>.</li> <li><input type="checkbox"/> Complete the Study Guide Lesson 4 in <i>Master Plan of Evangelism</i>.</li> <li><input type="checkbox"/> Type the answers to the portfolio.</li> <li><input type="checkbox"/> Work on the term paper and bring to class for coaching.</li> <li><input type="checkbox"/> Review the study guide.</li> <li><input type="checkbox"/> Community service: pray for the people on your list.</li> </ul>  |



| Session | Date | Professor Responsibilities  | Student Responsibilities  |
|---------|------|---|---|
|         |      | Group activity: Create a visual summary or mind-map of one of these chapters.   | <ul style="list-style-type: none"> <li><input type="checkbox"/> Disciple-making: share what you are learning with young leaders and apprentice disciples.</li> </ul>  |
| 5       |      | <p><b>Becoming Simple</b><br/><b>Simple Life, Part 1</b></p> <p>Discuss portfolio questions, applications, and resolutions.</p> <p>Coach students on how to improve their term papers and transformational discipleship in class</p> <p>Group activity: Create a visual summary or mind-map of one of these chapters.</p>   | <ul style="list-style-type: none"> <li><input type="checkbox"/> Study chapter 9 in <i>Simple Churches</i>.</li> <li><input type="checkbox"/> Complete the Study Guide Lesson 5 in <i>Master Plan of Evangelism</i>.</li> <li><input type="checkbox"/> Read notes on Simple Life.</li> <li><input type="checkbox"/> Type the answers to the portfolio.</li> <li><input type="checkbox"/> Work on the term paper and bring to class for coaching.</li> <li><input type="checkbox"/> Review the study guide.</li> <li><input type="checkbox"/> Community service: as a priest, ask permission to pray a blessing over someone on your list.</li> <li><input type="checkbox"/> Disciple-making: share what you are learning with young leaders and apprentice disciples.</li> </ul> |
| 6       |      | <p><b>Simple Life, Part 2</b></p> <p>Discuss portfolio questions, applications, and resolutions.</p> <p>Coach students on how to improve their term papers and transformational discipleship in class</p> <p>Group activity: Create a visual summary or mind-map of one of these chapters.</p> <p>Review for the midterm exam.</p>  | <ul style="list-style-type: none"> <li><input type="checkbox"/> Read notes on Simple Life.</li> <li><input type="checkbox"/> Complete the Study Guide Lessons 6-7 in <i>Master Plan of Evangelism</i>.</li> <li><input type="checkbox"/> Type the answers to the portfolio.</li> <li><input type="checkbox"/> Work on the term paper and bring to class for coaching.</li> <li><input type="checkbox"/> Review the study guide.</li> <li><input type="checkbox"/> Community service: as a priest, ask permission to pray a blessing over someone on your list.</li> <li><input type="checkbox"/> Disciple-making: share what you are learning with young leaders and apprentice disciples.</li> </ul>   |
| 7       |      | <p><b>Midterm Exam</b></p> <p>Give the midterm exam.</p> <p>Preview the second half of the course.</p> <p>Coach students on how to improve their term papers.</p> <p>Make corrections to the term paper in class.</p> <p>Discuss who would benefit from the EBI leadership development.</p> <p>Order textbooks for next semester.</p> <p>Request next semester portfolios and notes by email.</p> | <ul style="list-style-type: none"> <li><input type="checkbox"/> Review the study guide in the notes to prepare for the midterm exam. Four hours of study are recommended.</li> <li><input type="checkbox"/> Work on the term paper and bring to class for coaching.</li> <li><input type="checkbox"/> Next-generation leadership: As a disciple-maker update your list of next-generation leaders you can pray for, share with, and encourage or disciple.</li> <li><input type="checkbox"/> Disciple-making: as a believer-priest get involved in the small group and/or Sunday school ministry of your church.</li> <li><input type="checkbox"/> Pay for textbooks for the next courses.</li> </ul>   |

| Session | Date | Professor Responsibilities   | Student Responsibilities  |
|---------|------|--|---|
| 8       |      | <p><b>My Faith Is Not My Parents' Faith Looking for a Different Kind of Community</b></p> <p>Welcome guests and encourage students to share what they have learned.</p> <p>Discuss portfolio questions, applications, and resolutions.</p> <p>Coach students on how to improve their term papers and transformational discipleship in class</p> <p>Group activity: Create a visual summary or mind-map of one of these chapters.</p> | <ul style="list-style-type: none"> <li><input type="checkbox"/> Study chapters 1-2 in <i>Essential Churches</i>.</li> <li><input type="checkbox"/> Complete the Study Guide Lesson 8 in <i>Master Plan of Evangelism</i>.</li> <li><input type="checkbox"/> Study the notes on <i>The Unchurched Next Door</i>.</li> <li><input type="checkbox"/> Type the answers to the portfolio.</li> <li><input type="checkbox"/> Work on the term paper and bring to class for coaching.</li> <li><input type="checkbox"/> Review the study guide.</li> <li><input type="checkbox"/> Community service: as a priest, ask permission to pray a blessing over someone on your list.</li> <li><input type="checkbox"/> Disciple-making: share what you are learning with young leaders and apprentice disciples and invite them to class.</li> </ul> |
| 9       |      | <p><b>That's Life! It Changes A New Spin on Hypocrisy</b></p> <p>Discuss portfolio questions, applications, and resolutions.</p> <p>Coach students on how to improve their term papers and transformational discipleship in class</p> <p>Group activity: Create a visual summary or mind-map of one of these chapters.</p>   | <ul style="list-style-type: none"> <li><input type="checkbox"/> Study chapter 3-4 in <i>Essential Churches</i>.</li> <li><input type="checkbox"/> Complete the Study Guide Lesson 9 in <i>Master Plan of Evangelism</i>.</li> <li><input type="checkbox"/> Study the notes on <i>Breakout Churches</i>.</li> <li><input type="checkbox"/> Type the answers to the portfolio.</li> <li><input type="checkbox"/> Work on the term paper and bring to class for coaching.</li> <li><input type="checkbox"/> Review the study guide.</li> <li><input type="checkbox"/> Community service: as Christ's ambassador let your light shine by doing acts of kindness for people on your list.</li> <li><input type="checkbox"/> Disciple-making: share what you are learning with young leaders and apprentice disciples.</li> </ul>             |
| 10      |      | <p><b>All Eyes on the Pastor The Essential Church and the Back Door</b></p> <p>Discuss portfolio questions, applications, and resolutions.</p> <p>Coach students on how to improve their term papers and transformational discipleship in class</p> <p>Group activity: Create a visual summary or mind-map of one of these chapters.</p>   | <ul style="list-style-type: none"> <li><input type="checkbox"/> Study chapters 5-6 in <i>Essential Churches</i>.</li> <li><input type="checkbox"/> Complete the Study Guide Lesson 10 in <i>Master Plan of Evangelism</i>.</li> <li><input type="checkbox"/> Study the notes on <i>High Expectations</i>.</li> <li><input type="checkbox"/> Type the answers to the portfolio.</li> <li><input type="checkbox"/> Work on the term paper and bring to class for coaching.</li> <li><input type="checkbox"/> Review the study guide.</li> <li><input type="checkbox"/> Community service: as Christ's ambassador let your light shine by</li> </ul>   |

| Session | Date | Professor Responsibilities   | Student Responsibilities  |
|---------|------|--|---|
|         |      |  | <p>doing acts of kindness for people on your list.</p> <ul style="list-style-type: none"> <li><input type="checkbox"/> Disciple-making: share what you are learning with young leaders and apprentice disciples.</li> </ul>   |
| 11      |      | <p><b>Simplify: Getting the Structure Right</b><br/> <b>Deepen: Getting the Content Right</b><br/>                     Discuss portfolio questions, applications, and resolutions.<br/>                     Coach students on how to improve their term papers and transformational discipleship in class<br/>                     Group activity: Create a visual summary or mind-map of one of these chapters.</p> | <ul style="list-style-type: none"> <li><input type="checkbox"/> Study chapters 7-8 in <i>Essential Churches</i>.</li> <li><input type="checkbox"/> Complete the Study Guide Lesson 11 in <i>Master Plan of Evangelism</i>.</li> <li><input type="checkbox"/> Study the notes on <i>Surprising Insights from the Unchurched</i>.</li> <li><input type="checkbox"/> Type the answers to the portfolio.</li> <li><input type="checkbox"/> Work on the term paper and bring to class for coaching.</li> <li><input type="checkbox"/> Review the study guide.</li> <li><input type="checkbox"/> Community service: as Christ’s ambassador let your light shine by doing acts of kindness for people on your list.</li> <li><input type="checkbox"/> Disciple-making: share what you are learning with young leaders and apprentice disciples.</li> </ul> |
| 12      |      | <p><b>Expect: Getting the Attitude Right</b><br/> <b>Multiply: Getting the Action Right</b><br/>                     Discuss portfolio questions, applications, and resolutions.<br/>                     Coach students on how to improve their term papers and transformational discipleship in class<br/>                     Group activity: Prepare for next week’s student presentations.</p>                  | <ul style="list-style-type: none"> <li><input type="checkbox"/> Study chapters 9-10 in <i>Essential Churches</i>.</li> <li><input type="checkbox"/> Complete the Study Guide Lesson 12-13 in <i>Master Plan of Evangelism</i>.</li> <li><input type="checkbox"/> Study the notes on <i>Leading the Established Church</i>.</li> <li><input type="checkbox"/> Type the answers to the portfolio.</li> <li><input type="checkbox"/> Work on the term paper and bring to class for coaching.</li> <li><input type="checkbox"/> Review the study guide.</li> <li><input type="checkbox"/> Community service: invite someone on your list to come with you to small group or church.</li> <li><input type="checkbox"/> Disciple-making: share what you are learning with young leaders and apprentice disciples.</li> </ul>                              |
| 13      |      | <p><b>Student Presentations and Term Papers</b><br/>                     Welcome guests and disciples.<br/>                     Livestream student presentations on the church Facebook page.<br/>                     Post cell phone videos of student presentations on the church and association webpages to increase their impact.</p>  | <ul style="list-style-type: none"> <li><input type="checkbox"/> Prepare to participate in a group or individual presentations on a chapter in the books.</li> <li><input type="checkbox"/> Work on the term paper and bring to class for peer review and corrections.</li> <li><input type="checkbox"/> Bring a rough draft of your term paper for peer-review and corrections.</li> <li><input type="checkbox"/> Review the study guide.</li> </ul>  |



| Session | Date | Professor Responsibilities  | Student Responsibilities  |
|---------|------|---|---|
|         |      | Coach students on how to improve their presentations.<br>Coach students on how to improve their term papers.<br>Group activity: Peer-review and make corrections to the term paper in class.<br>Review for the final exam.  | <ul style="list-style-type: none"> <li><input type="checkbox"/> Community service: invite someone on your list to come with you to small group or church.</li> <li><input type="checkbox"/> Disciple-making: invite your friends and apprentice disciples to watch student presentations.</li> </ul>  |
| 14      |      | <p><b>Final Exam and Course Evaluation</b></p> Give final exam.<br>Collect portfolio for review.<br>Collect revised term paper for review.<br>Students will debrief by sharing how they are using and sharing what they have learned.<br>Discuss how to recruit students who would benefit from the EBI leadership training program.<br>Distribute the textbooks, syllabi, portfolios, notes, and promotional materials for the next course.<br>Time of fellowship. | <ul style="list-style-type: none"> <li><input type="checkbox"/> Review the study guide for the final exam.</li> <li><input type="checkbox"/> Complete the portfolio.</li> <li><input type="checkbox"/> Revise the term paper.</li> <li><input type="checkbox"/> Share and/or email your revised term paper to pastors, deacons, small-group leaders, and your apprentice disciples in order to multiply your ministry in obedience to 2 Timothy 2:2-3.</li> <li><input type="checkbox"/> Learning is about teaching others. Pass on the baton of transformational discipleship by sharing what you are learning.</li> </ul> |

EBI holds to [The Baptist Faith and Message](#). The inclusion of articles, books, or external links in this course does not imply that the opinions expressed represent the official position of EBI.

**Holman Bibliography**

*Apologetics Study Bible*. Annotated by Ted Cabal, Chuck Colson, and Norm Geisler. Nashville, TN: Holman Bible, 2007. 9781586400248

*HCSB Study Bible*. Annotated. Nashville, TN: Holman Bible.

*Holman Book of Biblical Charts, Maps, and Reconstructions*. Edited by Marsha A. Ellis Smith. Nashville, TN: Holman Reference, 1993. 9781558193598

*Holman Concise Bible Commentary*. Edited by David S. Dockery. Nashville, TN: Holman Reference, 2011. 9780805495461

*Holman Guide to Interpreting the Bible*. Edited by David S. Dockery and George Guthrie. Nashville, TN: Holman Reference, 2004. 9780805428582

*Holman Illustrated Bible Dictionary*. Edited by Charles W. Draper and Chad Brand. Nashville, TN: Broadman & Holman, 2003. 9780805428360

*Holman Old Testament Commentary*. Edited by Max E. Anders. Nashville, TN: Holman Reference, 2002.

*Holman New Testament Commentary*. Edited by Max E. Anders. Nashville, TN: Holman Reference, 2002.

*Holman QuickSource Bible Atlas*. Edited by Holman. Nashville, TN: Holman Reference, 2011. 9780805495645

*Holman QuickSource Guide to Christian Apologetics*. Edited by Doug Powell. Nashville, TN: Holman Reference, 2006. 9780805494600

*Holman QuickSource Guide to Understanding Creation*. Edited by Mark Whorton and Hill Roberts. Nashville, TN: Holman Reference, 2008. 9780805494860

*Holman Treasury of Key Bible Words: 200 Greek and 200 Hebrew Words Defined and Explained.* Edited by Dr. Eugene Carpenter and Dr. Philip Comfort. Nashville, TN: Holman Reference, 2000. 9780805493528

*New American Commentary.* Edited by Kenneth A. Mathews and David S. Dockery. Nashville, TN: Holman Reference, 2002.

### Course Bibliography

Aldrich, Joseph C. *Life-Style Evangelism: Crossing Traditional Boundaries to Reach the Unbelieving World.* Portland, OR: Multnomah Press, 1981. 0880700238

Anderson, Leith. *A Church for the 21st Century: Bringing Change to Your Church to Meet the Challenges of a Changing Society.* Minneapolis, MN: Bethany House, 1992.

Benavides, Victor H. *Inner City Evangelism (ICE).* Alpharetta, GA: North American Mission Board, 2003.

Ferm, Robert O. *The Power of Cooperative Evangelism.* Wheaton, IL: Evangelism and Missions Information Service, 2002. 0961775173

Fish, Roy J., and J. E. Conant. *Every Member Evangelism for Today.* New York: Harper and Row, 1976. 0060615516

Gibbs, Eddie. *Church Next: Quantum Changes in How We Do Ministry.* Downer Groves: IL: InterVarsity Press, 2000.

Haggard, Ted. *Primary Purpose: Making It Hard for People to Go to Hell from Your City.* Orlando, FL: Creation House, 1995.

Malphurs, Aubrey. *Developing a Vision for Ministry in the 21st Century.* Grand Rapids, MI: Baker Books, 1999. 0801090873

Malphurs, Aubrey. *Planting Growing Churches for the 21st Century: A Comprehensive Guide for New Churches and Those Desiring Renewal, 3<sup>rd</sup> ed.* Grand Rapids, MI: Baker Books, 2004. 0801065143 254.1

Malphurs, Aubrey, and Michael Malphurs. *Church Next: Using the Internet to Maximize Your Ministry.* Grand Rapids, MI: Kregel Academic & Professional, 2003. 0825431859

Murren, Doug. *The Baby Boomerang: Catching Baby Boomers as They Return to Church.* Ventura, CA: Regal, 1990.

Rainer, Thom S. *Breakout Churches: Discover How to Make the Leap.* Grand Rapids: MI: Zondervan, 2005. 031025745X

Rainer, Thom S. *Effective Evangelistic Churches: Successful Churches Reveal What Works and What Doesn't.* Nashville, TN: Broadman and Holman, 1996. 0805454020

Rainer, Thom S. *Surprising Insights from the Unchurched and Proven Ways to Reach Them.* Grand Rapids: MI: Zondervan, 2001. 0310236487

Schaller, Lyle E. *Looking in the Mirror: Self-Appraisal in the Local Church.* Nashville, TN: Abingdon, 1984.

Stedman, Ray C. *Body Life: The Church Comes Alive!* Ventura, CA: Regal, 1972.

Strobel, Lee. *Inside the Mind of Unchurched Harry and Mary.* Grand Rapids, MI: Zondervan, 1993. 0310375614

Swindoll, Charles R. *Rise and Shine: A Wake-up Call.* Sisters, OR: Multnomah, 1989.

### Transfer of Credits to Southern California Seminary

#### Attendance Policy

Attending class on time is important to receive the most out of the course. Entering class late disrupts the learning process of all students. Students are permitted three absences for a 14-week semester course. For the semester (28 classroom hours plus 68 homework hours) courses, more than 10 minutes late is a *tardy*; more than 20 minutes late is an *absence*. Two tardies count as one absence. **College credit cannot be transferred to Southern California Seminary when a student misses four or more class sessions.** A grade of AU (Audit) will be recorded when a student is auditing the course, misses four sessions, does not complete coursework on time, or earns less than 700 points.

#### Class Time and Homework Policy

To transfer [Carnegie](#) credits to Southern California Seminary, **each 2-unit course must include at least 28 hours of class time discussion and 68 hours of portfolio homework during the 14-week semester.** Courses with less than 28 hours of class time do not meet EBI requirements. Since “time plus focus equals learning,” increased classroom time and active learning result in increased learning—and learning is the key to leadership and service. Courses start the first week of January, May, and September. For maximum learning, **it is recommended that working students take 2 courses per semester** or 6 courses per year. Students who plan to transfer must keep copies of portfolios and term papers to present to Equip Biblical Institute and Southern California Seminary upon request

#### Late Work Policy

Completing work on time is an important habit for leaders to develop. Homework should be completed weekly before the class discussion and application. The grade for work that is between 1 and 7 days late is lowered by 20%. **Work that is over 7 days late will not be accepted.** Professors are to send to the EBI offices the grade sheet within 15 days of the end of each course so that transcripts can be updated each semester.

#### Portfolio and Term Paper Policy for Transferring Students

To graduate or transfer credits from Equip Biblical Institute to Southern California Seminary, **students must submit their portfolio and term papers at the end of each course to the Registrar for formative assessment.** Upon successful completion of the Associate of Biblical Studies, students may transfer **60 units** into the Bachelor of Arts in Biblical Studies degree. If the portfolio or term papers are missing, the credits may not be transferable. Portfolios must be completed individually—not as couples.

Answers to portfolio questions are individual and subjective, so each student must do his or her own portfolio and term paper. As part of the EBI-SCS Articulation Agreement and to facilitate transfer of degrees to other schools, professors must submit the portfolios and term papers of transferring students to the EBI Registrar at [gwoods@socalsem.edu](mailto:gwoods@socalsem.edu) at the end of each course. The goal is to assist students in being successful in their studies and in their ministries.

| Grade Scale |             |           |
|-------------|-------------|-----------|
| Grade       | Percent     | Points    |
| A           | = 95-100%   | 950-1,000 |
| A-          | = 90-94%    | 900-949   |
| B+          | = 87-89%    | 870-899   |
| B           | = 84-86%    | 840-869   |
| B-          | = 80-83%    | 800-839   |
| C+          | = 77-79%    | 770-799   |
| C           | = 74-76%    | 740-769   |
| C-          | = 70-73%    | 700-739   |
| AU          | = Below 70% | 0-699     |

| Student Evaluation Points       | Percent     | Points       |
|---------------------------------|-------------|--------------|
| Portfolio/Group Activities..... | 55%         | 550          |
| Midterm Exam .....              | 10%         | 100          |
| Student Presentations.....      | 10%         | 100          |
| Term Paper .....                | 15%         | 150          |
| Final Exam .....                | 10%         | 100          |
| <b>Total .....</b>              | <b>100%</b> | <b>1,000</b> |

| Session 1 | Session 2 | Session 3 | Session 4 | Session 5 | Session 6 | Midterm 7 | Session 8 | Session 9 | Session 10 | Session 11 | Session 12 | Presenta-tion 13 | Term Paper 13 | Final Exam 14 | Points | Grade |
|-----------|-----------|-----------|-----------|-----------|-----------|-----------|-----------|-----------|------------|------------|------------|------------------|---------------|---------------|--------|-------|
| 50        | 50        | 50        | 50        | 50        | 50        | 100       | 50        | 50        | 50         | 50         | 50         | 100              | 150           | 100           | 1,000  | ABC   |
|           |           |           |           |           |           |           |           |           |            |            |            |                  |               |               |        |       |

| Course Grading Rubric |  |   |
|-----------------------|--|---|
| Grade                 | Requirements   | ✓ |
| A                     | Exams, portfolio, presentation, and the 12- to 15-page term paper with zero errors.  |   |
| A-                    | Exams, portfolio, presentation, and the 10- to 11-page term paper with less than 2 errors.   |   |
| B+                    | Exams, portfolio, presentation, and the 9-page term paper with less than 4 errors.   |   |
| B                     | Exams, portfolio, presentation, and the 8--page term paper with less than 6 errors.  |   |
| B-                    | Exams, portfolio, presentation, and the 7-page term paper with less than 8 errors.   |   |
| C+                    | Exams, portfolio, presentation, and 6-page essay are completed with less than 10 errors.   |   |
| C                     | Exams, portfolio, presentation, and 5-page essay are completed but need corrections.   |   |
| C-                    | Exams, portfolio, presentation, and 4-page essay and/or tutoring or peer coaching.   |   |
| AU                    | Student audited the course for personal spiritual enrichment or earned less than 700 points or missed more than 3 sessions. (audit) EBI has levels for all students. |   |

Writing clarifies one's thoughts and is a key skill for an effective leader. Initially students may have difficulties in developing writing skills, but they will improve and gain confidence with each course they

complete. It is important that professors help students improve their writing skills to maximize their thinking and leadership skills. Students should use the term paper rubric, sample term paper, and [type-over template](#) to write their term papers. Since students have different abilities, goals, responsibilities, and schedules, students can choose the grade for which they are aiming. It is possible to earn a “C” by writing an essay rather than a term paper, but it is necessary to write a term paper to earn an “A” or “B”.

Writing and journaling two of the most important skills that a leader can develop. As part of the academic agreement with Southern California Seminary, to earn an “A” students are required to email or mail a copy of their academic work to the EBI registrar. The first goal is to affirm students who are doing all the work. The second goal is help students do even better by analyzing the term papers and to preparing next-generation leaders for university level education and ministry by helping them improve their writing skills, thinking skills, and leadership skills.

The mission of Equip Biblical Institute is to bring glory to God by assisting local churches to equip believers of various cultures and languages to live and minister biblically based on the inerrant Word of God. This equipping includes building biblical knowledge, Christian character, and ministry skills. The goal is to provide leadership and teaching resources, intentional leadership development, disciple-making materials, Skype courses, YouTube videos, charts, notes, and visuals to pastors and churches around the world. EBI is equipping the next generation of pastors and leaders to multiply their influence by training leaders, creating videos, and writing books.

EBI is a religious exempt school and not accredited by the U. S. Department of Education; however, EBI Associate degrees are transferable to Southern California Seminary and other schools based on the EBI-SCS articulation agreement based on [Carnegie](#) Units, portfolios, and term papers.

One of the benefits of advanced training is that trained pastors do better and last longer in ministry than pastors with little or no training. Skills learned include administration, apologetics, attitude, belonging, biblical worldview, Bible interpretation, character development, church planting, college learning, communication, community development, counseling, creative thinking, critical thinking, disciple-making, encouragement, enrichment, equipping, ethical development, evangelism, faith-based, family-based disciple-making, financial intelligence, interaction, leadership, mentoring, ministry, motivational, online learning, organizational, parenting, pastoral ministry, people, project-based learning, preaching, relational, resilience, self-awareness, servant leadership, spiritual disciplines, spiritual gifts, spiritual growth, spiritual warfare, student success, strategic planning, teaching, technology, transformational learning, writing, and youth leadership skills. Every course assignment has a whole-brain learning rationale with the goal of life transformation. The goal is the effective ministry described in 2 Peter 1:2-8.

As students take each course, their brains will develop a multitude of new physical and chemical neural connections, increasing their ability to read with comprehension; make practical applications from what they are learning; and improve their communication, leadership, and writing skills.

EBI incorporates seminary success skills and transformational teaching, including [Adult](#) Learner Model, the Affective Neuroscience Learning Model, Bloom’s Taxonomy of Learning Domains, the [Carnegie Unit and Student Hour](#) Rubric, the Cognitive [Neuroscience](#) Learning Model, the Seven Laws of Learning Model, the Learning Styles Model, Knowles’s [Adult](#) Learner Model, the [Maslow](#) Pyramid of Needs, the [Multiple Intelligences](#) Model, the Professional Development Rubric, the [Quality Matters](#) Rubric, the Seven Principles of Good Practice in Undergraduate Education Model, the Teaching to Change Lives Model, the [Visual Learning](#) Model, and the [Working Memory](#) Model.

EBI utilizes the power of [Formative Assessment](#) rather than summative assessment. Formative assessment promotes students’ learning by providing feedback on how to study better, develop integrity and leadership skills, and write better term papers. Summative assessment gives only a final grade or evaluation of proficiency (A, B, C, D, F).

Academic research indicates that when formative assessment is provided the amount of student learning is often double that of summative assessment. Formative assessment involves briefly reviewing



portfolios each week to make sure students are not getting behind and assisting all students to improve their writing skills each week based on rubrics and samples of term papers.

Effective teachers enlist stronger students to help struggling students to improve. Rubrics help students gauge the quality of their work and see what else is needed to improve their writing and leadership skills. Samples of term papers demonstrate what is expected and required for leadership and character development.

Effective teachers have students compare and peer-review one another's papers in class during specified times. Formative assessment is about providing students with feedback or tips aimed at improving their writing and critical thinking skills—not just giving them a letter grade. Feedback is most effective when it explicitly communicates to students about some specific aspects of their performance relative to specific target criteria, and when it provides information that helps students progress toward meeting that criterion.

### Webliography

1. Alternative articles [www.oneplace.com/Ministries/The\\_Alternative/](http://www.oneplace.com/Ministries/The_Alternative/)
2. Apologetics 4Truth [www.4truth.net](http://www.4truth.net)
3. Bible Bulletin Board [www.biblebb.com/](http://www.biblebb.com/)
4. Bible History [www.bible-history.com/](http://www.bible-history.com/)
5. Bible Land Photos <http://bibleplaces.com/>
6. Bible Study Resources [www.bible.org](http://www.bible.org)
7. Bible study tools [www.biblestudytools.net/](http://www.biblestudytools.net/)
8. Blue Letter Bible Study Tools/Charts [www.blueletterbible.org/study/](http://www.blueletterbible.org/study/)
9. Christian Apologetics & Research Ministry <http://carm.org/>
10. Christian Classics Ethereal Library "World Wide Study Bible" [www.ccel.org/wwsb/](http://www.ccel.org/wwsb/)
11. Church Starting [www.churchstarting.net](http://www.churchstarting.net)
12. Cooperative Program [www.sbc.net/cp/](http://www.sbc.net/cp/) - [www.youtube.com/watch?v=lkgJaaglS7A](http://www.youtube.com/watch?v=lkgJaaglS7A)
13. Crosswalk Articles [www.crosswalk.com/](http://www.crosswalk.com/)
14. David Jeremiah [www.davidjeremiah.org/](http://www.davidjeremiah.org/)
15. E-sword.net Bible study tools [www.e-sword.net/](http://www.e-sword.net/)
16. Ed Stetzer [www.newchurches.com/](http://www.newchurches.com/)
17. Focus on the Family [www.focusonthefamily.org](http://www.focusonthefamily.org)
18. Got Questions [www.gotquestions.org/](http://www.gotquestions.org/)
19. Holy Land Photos [www.holylandphotos.org/](http://www.holylandphotos.org/)
20. Injoy John Maxwell pastoral leadership articles [www.injoy.com/](http://www.injoy.com/)
21. Institute of Strategic Evangelism <http://bgc.gospelcom.net/ise/links.html>
22. Jeremiah Study Bible Online Content [www.JeremiahStudyBible.com](http://www.JeremiahStudyBible.com)
23. Larry Osborn sticky small groups <http://larryosbornelive.com/>;
24. Leading from your Strengths [www.leadingfromyourstrengths.com/](http://www.leadingfromyourstrengths.com/)
25. Leadership Journal Past Issues [www.christianitytoday.com/le/issues/](http://www.christianitytoday.com/le/issues/)
26. Leadership Transformations [www.leadershiptransformations.org/](http://www.leadershiptransformations.org/)
27. Leadership U [www.leaderu.com/menus/ministry.html](http://www.leaderu.com/menus/ministry.html)
28. Leadership Wired [www.injoy.com/newsletters/subscribe.asp](http://www.injoy.com/newsletters/subscribe.asp)
29. LifeWay.com church planting articles [www.lifeway.com](http://www.lifeway.com)
30. Lee Strobel videos [www.leestrobel.com](http://www.leestrobel.com)
31. LifeWay Ministry Grid – Training made simple [www.ministrygrid.com/guest-home](http://www.ministrygrid.com/guest-home)
32. Lumina Bible study tool <https://lumina.bible.org/bible/Matthew+1>
33. Malphurs Group [www.malphursgroup.com](http://www.malphursgroup.com)
34. Moody Magazine articles [www.moodymagazine.com](http://www.moodymagazine.com)
35. NAMB Video [www.namb.net/video/](http://www.namb.net/video/)

36. Need Him [www.needhim.org/](http://www.needhim.org/)
37. New Churches with Ed Stetzer [www.newchurches.com/](http://www.newchurches.com/)
38. New Testament Summary [www.bible.org/page.asp?page\\_id=2076](http://www.bible.org/page.asp?page_id=2076)
39. North American Mission Board [www.namb.net](http://www.namb.net)
40. Old Testament Gateway [www.otgateway.com/](http://www.otgateway.com/)
41. Old Testament Survey [www.bible.org/series.asp?series\\_id=76](http://www.bible.org/series.asp?series_id=76)
42. On Mission to Share Jesus [www.namb.net](http://www.namb.net)
43. One Place Articles [www.oneplace.com/articles/](http://www.oneplace.com/articles/)
44. Online Bible links [www.onlinebible.net/links.html](http://www.onlinebible.net/links.html)
45. Pastors.com [www.pastors.com/](http://www.pastors.com/)
46. Pastors.com ministry articles [www.pastors.com/articles/](http://www.pastors.com/articles/)
47. Send North America [www.namb.net/Send\\_North\\_America\\_Video/](http://www.namb.net/Send_North_America_Video/)
48. Send Network church planters <http://sendnetwork.com/>
49. Theopedia [www.theopedia.com/](http://www.theopedia.com/)
50. Thom Rainer <http://thomrainer.com/>
51. Thriving Small Groups <http://thrivingsmallgroups.com/>
52. Thru the Bible [www.thruthebible.org/](http://www.thruthebible.org/)
53. Turning Point Articles [www.turningpointradio.org/](http://www.turningpointradio.org/)
54. Way of the Master [www.wayofthemaster.com/](http://www.wayofthemaster.com/)