



THE JEREMIAH SCHOOL OF BIBLICAL STUDIES

Transforming lives through the Word of God



When Your World Falls Apart – Slaying the Giants

Professor:

Training Center City:

Semester and Year:

Course Description

This course focuses on how to live the victorious life in the midst of the challenges and trials of life. Topics include teaching to change lives; the expository preaching process; experiencing God when your world caves in; and overcoming fear, discouragement, loneliness, worry, guilt, temptation, anger, resentment, doubts, procrastination, failure, and jealousy. Students will create visual projects and applications for transformational discipleship and leadership.

Course Design

This 14-week course is designed to equip pastors, church planters, and next-generation leaders with Bible knowledge, Christian character, servant leadership, and disciple-making skills with the goal of life change. It addresses the learning styles of adults through active discussion, charts, visuals, Internet resources, team-building, and presentations. To ensure transfer of credit, changes to this course syllabus must be approved by both Equip Biblical Institute and Southern California Seminary. Over 1,200 leaders have completed EBI courses. *Suggestions for improving course design are appreciated.*

Required Textbooks


1. *Jeremiah Study Bible*. Annotated by Dr. David Jeremiah. Worthy Publishing, 2013. [CBD 9781936034895](#)
2. Dr. David Jeremiah. *When Your World Falls Apart*. Nashville: Thomas Nelson, 2002. [CBD 9780849904363](#)
3. Dr. David Jeremiah. *Slaying the Giants in Your Life: You Can Win the Battle and Live Victoriously*. TN: Holman, 2009. [CBD 9780785289609](#)
4. *Holman Illustrated Bible Dictionary*. Edited by Charles Draper. Nashville, TN: Holman Reference, 2003. [CBD 9780805428360](#)

Additional Books for Pastors, Leaders, and Advanced Students

5. *Holman Treasury of Key Bible Words: 200 Greek and 200 Hebrew Words Explained*. Dr. Philip Comfort and Dr. Eugene Carpenter. Nashville, TN: Holman Reference, 2003. [CBD 9780805493528](#)
6. W. E. Vine. *Vine's Expository Dictionary of the Old & New Testament Words*. Nashville, TN: Thomas Nelson, 2003. [CBD 9780785250531](#)

Internet Resources * [Turning Point Resources](#)

- [4truth.net](#) * [bible.org](#) * [blueletterbible.org](#) * [got questions.org](#)
- [www.jeremiahstudybible.com](#)
- [www.davidjeremiah.org](#)



Professors – [Click here to receive the Notes by email](#). The intent of this course is to equip you with the Word of God, to strengthen your character and integrity, and to develop your relational and servant-leadership skills for the glory of God.

Learning Outcomes	
The student who successfully completes this course will be able to implement 2 Timothy 2:2:	
1.	Analyze and apply the process of preaching expository sermons and teaching for life change.
2.	Apply and equip others to handle the challenges and trials of life.
3.	Apply and teach others to deal with fear and discouragement.
4.	Apply and teach others to deal with loneliness and worry.
5.	Apply and teach others to deal with guilt and temptation.
6.	Apply and teach others to deal with anger and resentment.
7.	Apply and teach others to deal with doubts and procrastination.
8.	Apply and teach others to deal with failure and jealousy.
9.	Participate in a group or individual presentation, mini-sermon, project, PowerPoint, mind-map, visuals, webpage, or YouTube video on a chapter in one of the textbooks.
10.	Type a 10- to 15-page term paper titled "Applications from Spiritual Development for Leadership and Character Development."
11.	Equip others to develop Christian character through the consistent practice of personal revival, spiritual disciplines, the seven virtues, and our identity in Christ with the goal of transformational discipleship.

Methods of Instruction

Instruction emphasizes active learning, problem-based learning, project-based learning, presentation-based learning, team-based learning, reflection, discussion, interactive lecture, collaboration, visuals, term papers, and exams, with the goal of long-term and real-world learning that results in life change and leadership skills. The major pedagogical premise of this course is that students should be treated like the servant-leaders they are becoming.

Students are mentored by applying the teachings of **Dr. David Jeremiah**, the senior pastor of Shadow Mountain Community Church, the home of Southern California Seminary. Dr. Jeremiah is a sought-after conference speaker for organizations around the country. He frequently speaks at Cedarville College, Dallas Theological Seminary, Moody Bible Institute, Billy Graham Training Center, and NFL, NBA, and baseball chapels. Dr. Jeremiah's commitment is to teaching the whole Word of God. His passion for people and his desire to reach the lost are evident in the way he communicates Bible truths and his ability to get right to the important issues.



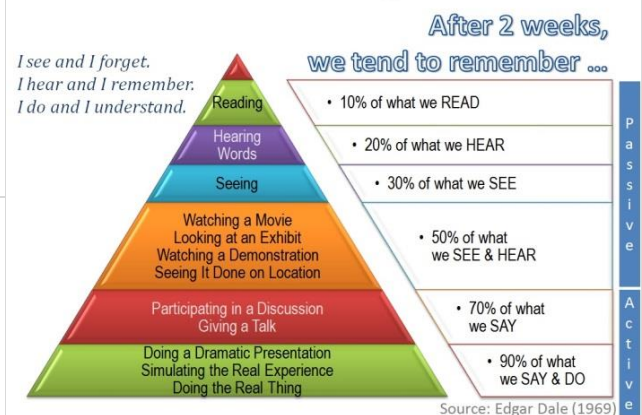
Accelerated Adult Learning Strategies

Authentic learning involves observation, interpretation, and application. The goal of *balanced instruction* is to address the learning strengths of adult learners, including verbal, visual, musical, logical, kinesthetic, reflective, interpersonal, natural, and spiritual. *Student-centered instruction* is most effective when it impacts the mind, will, and emotions.

TEAM-based Active Learning Principles

Students are encouraged to study in teams to develop application skills, leadership/relational skills, and presentations. Students are not to give answers to co-learners, but help them learn how to find the answers. **TEAM = Together Everyone Accomplishes More.**

The Cone of Learning



Student Requirements

First, answer the **questions** in the **portfolio** before class. This will assist student-leaders in focusing on core information and developing the time-on-task study skills and writing skills essential to effective learning and long-term memory. Each student must do his or her own work.

Second, maintain the **journal** in the portfolio. (1) What is God teaching you in this session? (2) How are you going to apply these concepts to your life, family, and ministry? (3) How can your church apply these concepts to making disciples and developing leaders? This will assist student-leaders in developing reflection, application, and decision-making skills essential to spiritual growth.

Third, participate in the **discussion** of the questions and applications in the portfolio during class. Through discussion students learn from one another and sharpen one another as iron sharpens iron. This will assist student-leaders in developing the relational, speaking, and creative/critical thinking skills essential to effective teaching and servant-leadership.

Fourth, complete the **midterm exam**. This will assist student-leaders in developing long-term memory through multiple reviews of the core material.

Fifth, participate in an individual or **group presentation** on one of the sermons in the textbooks. The ability to make engaging presentations will multiply your influence, leadership, teaching, and preaching. Discuss applications found in that book. This presentation can be a PowerPoint, drama, role-play, charts, or drawings. This will assist student-leaders in developing the creative/critical thinking and teamwork skills essential to effective teaching and servant-leadership. Week 13

Sixth, type a 10- to 15-page **term paper** titled "Applications from Spiritual Development for Leadership and Character Development." The ability to write well will multiply your influence, leadership, teaching, and preaching. Footnote all the ideas, paraphrases, and direct quotes in your paper, whether from books or the Internet. Font should be Times New Roman 12. Include illustrations and charts. This will assist student-leaders in developing the creative/critical thinking and writing skills essential to effective biblical teaching, preaching, and servant-leadership. Week 13

Seventh, complete the **final exam** in the portfolio. This will assist student-leaders in developing long-term memory through multiple reviews of the core material and in focusing on transformational leadership and teaching skills. Week 14

Course Objective Is Life Change

Our mission is to bring glory to God by assisting local churches to equip believers to live and minister biblically based on the inerrant Word of God. This equipping includes Bible knowledge, Christian character, and ministry skills. The objective is to take student-leaders from where they are and move them to where they need to be. Students will learn how (1) to read with their brains; (2) to remember what they have read; (3) to sharpen their thoughts through journaling; (4) to speak effectively before others; (5) to work as learning teams of leaders; and (6) to biblically apply what they are learning to life, family, and ministry.

Accelerated Adult Learning Techniques

Adults learn in unique ways and so this course incorporates multiple learning styles. According to the **Cone of Learning**, writing, discussing, and applying concepts are the keys to accelerated adult learning. The portfolio is foundational to learning because students remember more of what they write, discuss, and apply. By applying these principles of champion learners, students will experience transformational growth. Welcome to the accelerated disciple-making process!

Session	Date	Professor Responsibilities	Student Responsibilities
1		<p>A Bend in the Road Psalm 71 – Psalm for a Dark Night Go over this syllabus and the portfolio. Preview the study guides for the exams. Discuss the appendix. Discuss portfolio questions and journal applications. Demonstrate how to get the most out of the <i>Jeremiah Study Bible</i>, the <i>Holman Illustrated Bible Dictionary</i>, and the textbooks. Group activity: Create a visual summary or mind-map of one of these sermons. Review in class the resources in the Topical Index of the <i>Jeremiah Study Bible</i> or “Exclusive Online Content” at www.JeremiahStudyBible.com. It is imperative that professors help students improve their term papers and character through coaching and rubrics. These are crucial learning and discipleship skills. Go over the Transformational Discipleship Covenant.</p>	<ul style="list-style-type: none"> <input type="checkbox"/> Print 334 Spiritual Development portfolio and notes. <input type="checkbox"/> Pay the honorarium to the director. <input type="checkbox"/> Skim the textbooks and be prepared to discuss how these books are unique as learning tools. <input type="checkbox"/> Study chapters 1-2 in <i>When Your World Falls Apart</i>. <input type="checkbox"/> Explore the resources on “Peace” in Bible reference books, the Topical Index of the <i>Jeremiah Study Bible</i>, or at www.jeremiahstudybible.com. <input type="checkbox"/> Explore the Internet resources on this topic at www.4truth.net and www.gotquestions.org/. <input type="checkbox"/> Type the answers to the portfolio questions and journal applications in preparation for the discussion and group activity. <input type="checkbox"/> Begin writing the term paper. <input type="checkbox"/> Read <i>The Baptist Faith and Message</i> in Resources at http://www.sbc.net. <input type="checkbox"/> Share what you are learning with three apprentice disciples.
2		<p>Psalm 121 – I Need Your Help, Lord Psalm 13 – When God Delays Welcome guests and encourage students to share what they have learned so far. Discuss portfolio questions and applications. Coach students in improving their preaching and transformational discipleship skills. Group activity: Create a visual summary or mind-map of one of these sermons. Remind students that as a holy nation and citizens of heaven, it is our privilege and duty to pray for people by name.</p>	<ul style="list-style-type: none"> <input type="checkbox"/> Study chapters 3-4 in <i>When Your World Falls Apart</i>. <input type="checkbox"/> Explore these topics in Index of the <i>Jeremiah Study Bible</i> or at www.jeremiahstudybible.com <input type="checkbox"/> Type the answers to the portfolio. <input type="checkbox"/> Work on the term paper. <input type="checkbox"/> Review the study guide. <input type="checkbox"/> Make or update a reach list of every nonbeliever that you know. <input type="checkbox"/> Go on an evangelistic visit during the course with your pastor, deacon, church leader, Sunday school worker, or friend. <input type="checkbox"/> Share what you are learning with your apprentice disciples. <input type="checkbox"/> Invite friends and apprentice disciples to see how the course works.
3		<p>Psalm 138 – Worship in Times of Trouble Psalm 63 – A Desert Psalm</p>	<ul style="list-style-type: none"> <input type="checkbox"/> Study chapters 5-6 in <i>When Your World Falls Apart</i>. <input type="checkbox"/> Type the answers to the portfolio.

Session	Date	Professor Responsibilities	Student Responsibilities
		<p>Discuss portfolio questions and applications.</p> <p>Coach students in improving their preaching and transformational discipleship skills.</p> <p>Group activity: Create a visual summary or mind-map of one of these sermons.</p>	<ul style="list-style-type: none"> <input type="checkbox"/> Explore the resources on “Worship” in Bible reference books, the Topical Index of the <i>Jeremiah Study Bible</i>, or at www.jeremiahstudybible.com. <input type="checkbox"/> Type the answers to the portfolio. <input type="checkbox"/> Work on the term paper. <input type="checkbox"/> Review the study guide. <input type="checkbox"/> Pray for those on your reach list. <input type="checkbox"/> Share what you are learning with your apprentice disciples.
4		<p>Psalm 30 – Life’s Ups and Downs Psalm 142 – Praying Under Pressure</p> <p>Discuss portfolio questions and applications.</p> <p>Coach students in improving their preaching and transformational discipleship skills.</p> <p>Group activity: Create a visual summary or mind-map of one of these sermons.</p>	<ul style="list-style-type: none"> <input type="checkbox"/> Study chapters 7-8 in <i>When Your World Falls Apart</i>. <input type="checkbox"/> Explore the resources on “Prayer” in Bible reference books, the Topical Index of the <i>Jeremiah Study Bible</i>, or at www.jeremiahstudybible.com. <input type="checkbox"/> Type the answers to the portfolio. <input type="checkbox"/> Work on the term paper. <input type="checkbox"/> Review the study guide. <input type="checkbox"/> Pray for those on your reach list. <input type="checkbox"/> Share what you are learning with your apprentice disciples.
5		<p>Psalm 107 – When You Are at Your Wits’ End Psalm 46 – Triumph Over Trouble</p> <p>Discuss portfolio questions and applications.</p> <p>Coach students in improving their preaching and transformational discipleship skills.</p> <p>Group activity: Create a visual summary or mind-map of one of these sermons.</p>	<ul style="list-style-type: none"> <input type="checkbox"/> Study chapters 9-10 in <i>When Your World Falls Apart</i>. <input type="checkbox"/> Explore the resources on “Patience” in Bible reference books, the Topical Index of the <i>Jeremiah Study Bible</i>, or at www.jeremiahstudybible.com. <input type="checkbox"/> Type the answers to the portfolio. <input type="checkbox"/> Work on the term paper. <input type="checkbox"/> Review the study guide. <input type="checkbox"/> Pray for those on your reach list. <input type="checkbox"/> Share what you are learning with your apprentice disciples.
6		<p>Psalm 16 – The Best Is Yet to Come Epilogue: Resuming the Journey Fighting Your Fear</p> <p>Discuss portfolio questions and applications.</p> <p>Coach students in improving their preaching and transformational discipleship skills.</p> <p>Group activity: Create a visual summary or mind-map of one of these sermons.</p> <p>Review for the midterm exam.</p>	<ul style="list-style-type: none"> <input type="checkbox"/> Study chapter 11 and the epilogue in <i>When Your World Falls Apart</i>. <input type="checkbox"/> Study chapter 1 in <i>Slaying the Giants</i>. <input type="checkbox"/> Type the answers to the portfolio. <input type="checkbox"/> Explore the resources on “Fear” in Bible reference books, the Topical Index of the <i>Jeremiah Study Bible</i>, or at www.jeremiahstudybible.com. <input type="checkbox"/> Work on the term paper. <input type="checkbox"/> Review the study guide. <input type="checkbox"/> Pray for those on your reach list. <input type="checkbox"/> Share what you are learning with your

Session	Date	Professor Responsibilities	Student Responsibilities
			<p>apprentice disciples.</p>
7		<p>Midterm Exam Give the midterm exam. Preview the second half of the course. Coach students on how to improve their term papers. Make corrections to the term paper in class. Discuss who would benefit from the EBI leadership training program. Order textbooks for next semester. Request next semester portfolios and notes by email.</p>	<ul style="list-style-type: none"> <input type="checkbox"/> Review the study guide in the notes to prepare for the midterm exam. Four hours of study are recommended. <input type="checkbox"/> Work on the term paper. <input type="checkbox"/> Make or update a list of next-generation leaders you can pray for, share with, encourage and disciple. <input type="checkbox"/> Pay for textbooks for the next courses. <input type="checkbox"/> Be involved in the small group and/or Sunday School ministry of your church.
8		<p>Destroying Your Discouragement Liberation from Loneliness Welcome guests and encourage students to share what they have learned. Discuss portfolio questions and applications. Coach students in improving their preaching and transformational discipleship skills. Group activity: Create a visual summary or mind-map of one of these sermons.</p>	<ul style="list-style-type: none"> <input type="checkbox"/> Study chapters 2-3 in <i>Slaying the Giants</i>. <input type="checkbox"/> Explore the resources on “Courage” in Bible reference books, the Topical Index of the <i>Jeremiah Study Bible</i>, or at www.jeremiahstudybible.com. <input type="checkbox"/> Type the answers to the portfolio. <input type="checkbox"/> Work on the term paper. <input type="checkbox"/> Review the study guide. <input type="checkbox"/> Pray with someone on your reach list. <input type="checkbox"/> Invite your friends and disciples to see how the course works.
9		<p>Winning Against Worry Guarding Against Guilt Discuss portfolio questions and applications. Coach students in improving their preaching and transformational discipleship skills. Group activity: Create a visual summary or mind-map of one of these sermons.</p>	<ul style="list-style-type: none"> <input type="checkbox"/> Study chapters 4-5 in <i>Slaying the Giants</i>. <input type="checkbox"/> Explore the resources on “Worry” in Bible reference books, the Topical Index of the <i>Jeremiah Study Bible</i>, or at www.jeremiahstudybible.com. <input type="checkbox"/> Type the answers to the portfolio. <input type="checkbox"/> Work on the term paper. <input type="checkbox"/> Review the study guide. <input type="checkbox"/> Pray with someone on your list. <input type="checkbox"/> Share what you are learning with your apprentice disciples.
10		<p>Taming Your Temptation Attacking Your Anger Discuss portfolio questions and applications. Coach students in improving their preaching and transformational discipleship skills. Group activity: Create a visual</p>	<ul style="list-style-type: none"> <input type="checkbox"/> Study chapters 6-7 in <i>Slaying the Giants</i>. <input type="checkbox"/> Explore the resources on “Temptation” or “Anger” in Bible reference books, the Topical Index of the <i>Jeremiah Study Bible</i>, or at www.jeremiahstudybible.com. <input type="checkbox"/> Type the answers to the portfolio.

Session	Date	Professor Responsibilities	Student Responsibilities
		summary or mind-map of one of these sermons.	<ul style="list-style-type: none"> <input type="checkbox"/> Work on the term paper. <input type="checkbox"/> Review the study guide. <input type="checkbox"/> Let your light shine by doing acts of kindness for people on your list. <input type="checkbox"/> Share what you are learning with your apprentice disciples.
11		<p>Resisting Your Resentment Disarming Your Doubts</p> <p>Discuss portfolio questions and applications.</p> <p>Coach students in improving their preaching and transformational discipleship skills.</p> <p>Group activity: Create a visual summary or mind-map of one of these sermons.</p>	<ul style="list-style-type: none"> <input type="checkbox"/> Study chapters 8-9 in <i>Slaying the Giants</i>. <input type="checkbox"/> Explore the resources on "Doubt" in Bible reference books, the Topical Index of the <i>Jeremiah Study Bible</i>, or at www.jeremiahstudybible.com. <input type="checkbox"/> Type the answers to the portfolio. <input type="checkbox"/> Work on the term paper. <input type="checkbox"/> Review the study guide. <input type="checkbox"/> Let your light shine by doing acts of kindness for people on your list. <input type="checkbox"/> Share what you are learning with your apprentice disciples.
12		<p>Postponing Your Procrastination Facing Your Failure Journeying Beyond Jealousy</p> <p>Discuss portfolio questions and applications.</p> <p>Coach students in improving their preaching and transformational discipleship skills.</p> <p>Group activity: Create a visual summary or mind-map of one of these sermons.</p> <p>Group activity: Prepare for next week's student presentations.</p>	<ul style="list-style-type: none"> <input type="checkbox"/> Study chapters 10-12 in <i>Slaying the Giants</i>. <input type="checkbox"/> Explore the resources on "Failure" or "Jealousy" in Bible reference books, the Topical Index of the <i>Jeremiah Study Bible</i>, or at www.jeremiahstudybible.com. <input type="checkbox"/> Type the answers to the portfolio. <input type="checkbox"/> Work on the term paper. <input type="checkbox"/> Review the study guide. <input type="checkbox"/> Invite someone on your list to come with you to small group or church. <input type="checkbox"/> Share what you are learning with your apprentice disciples.
13		<p>Student Presentations and Term Papers</p> <p>Welcome guests and disciples.</p> <p>Coach students on how to improve their presentations.</p> <p>Coach students on how to improve their term papers.</p> <p>Group activity: Peer-review and make corrections to the term paper in class.</p> <p>Review for final exam.</p>	<ul style="list-style-type: none"> <input type="checkbox"/> Prepare to participate in a group or individual presentations on a chapter in the books. <input type="checkbox"/> Bring a rough draft of your term paper for peer-review and corrections. <input type="checkbox"/> Invite your friends and apprentice disciples to watch student presentations.
14		Final Exam and Course Evaluation	<ul style="list-style-type: none"> <input type="checkbox"/> Review the study guide for the final

Session	Date	Professor Responsibilities	Student Responsibilities
		Give final exam. Collect portfolio for review. Collect revised term paper for review. Students will debrief by sharing how they are using and sharing what they have learned. Discuss how to recruit students who would benefit from the EBI leadership training program. Distribute the textbooks, syllabi, portfolios, notes, and promotional materials for the next course. Time of fellowship.	exam. <input type="checkbox"/> Complete the portfolio. <input type="checkbox"/> Revise the term paper. <input type="checkbox"/> Share and/or email your revised term paper to pastors, deacons, small-group leaders, and your apprentice disciples in order to multiply your ministry in obedience to 2 Timothy 2:2-3. <input type="checkbox"/> Learning is about teaching others. Pass on the baton of transformational discipleship by sharing what you are learning.
EBI holds to <i>The Baptist Faith and Message</i> . The inclusion of articles, books, or external links in this course does not imply that the opinions expressed represent the official position of EBI.			

Weblibliography

1. Apologetics 4Truth www.4truth.net
2. Bible.org <http://www.bible.org>
3. Bible Bulletin Board <http://www.biblebb.com/>
4. Bible History <http://www.bible-history.com/>
5. Bible Land Photos <http://bibleplaces.com/>
6. Bible Study Resources www.bible.org
7. Blue Letter Bible Study Tools/Charts <http://www.blueletterbible.org/study/>
8. Christian Classics Ethereal Library "World Wide Study Bible" <http://www.ccel.org/wwsb/>
9. Christianity Today <http://www.christianitytoday.com/biblestudies/areas/biblestudies/articles/#teaching>
10. Church Starting <http://www.churchstarting.net>
11. Concise Old Testament Survey http://www.bible.org/series.asp?series_id=76
12. Crosswalk.com Bible study tools <http://www.biblestudytools.net/>
13. David Jeremiah <http://www.davidjeremiah.org/>
14. E-sword.net Bible study tools <http://www.e-sword.net/>
15. Ed Stetzer <http://www.newchurches.com/>
16. Focus on the Family <http://www.focusonthefamily.org>
17. Got Questions <http://www.gotquestions.org/>
18. Holy Land Photos <http://www.holylandphotos.org/>
19. Injoy.com pastoral leadership articles <http://www.injoy.com/>
20. Institute of Strategic Evangelism <http://bgc.gospelcom.net/ise/links.html>
21. Jeremiah Study Bible Online Content <http://www.JeremiahStudyBible.com>
22. Leadership U <http://www.leaderu.com/menus/ministry.html>
23. Leadership Wired <http://www.injoy.com/newsletters/subscribe.asp>
24. LifeWay.com church planting articles <http://www.lifeway.com>
25. Lumina Bible study tool <https://lumina.bible.org/bible/Matthew+1>
26. Malphurs Group <http://www.malphursgroup.com>
27. NAMB Video <http://www.namb.net/video/>
28. Need Him <http://www.needhim.org/>
29. New Churches <http://www.newchurches.com/>
30. New Testament Summary http://www.bible.org/page.asp?page_id=2076
31. North American Mission Board <http://www.namb.net>
32. Old Testament Gateway <http://www.otgateway.com/>
33. Old Testament Survey http://www.bible.org/series.asp?series_id=76

34. One Place Articles <http://www.oneplace.com/articles/>
35. Online Bible links <http://www.onlinebible.net/links.html>
36. On Mission to Share Jesus <http://www.namb.net>
37. Pastors.com subscription <http://www.pastors.com/aboutus/>
38. Pastors.com ministry articles <http://www.pastors.com/articles/>
39. Send North America http://www.namb.net/Send_North_America_Video/
40. Send Network church planters <http://sendnetwork.com/>
41. Turning Point Articles <http://www.turningpointradio.org/>

Holman Bibliography

- Holman Book of Biblical Charts, Maps, and Reconstructions.* Edited by Marsha A. Ellis Smith. Nashville, TN: Holman Reference, 1993. 9781558193598
- Holman Concise Bible Commentary.* Edited by David S. Dockery. Nashville, TN: Holman Reference, 2011. 9780805495461
- Holman Guide to Interpreting the Bible.* Edited by David S. Dockery and George Guthrie. Nashville, TN: Holman Reference, 2004. 9780805428582
- Holman Illustrated Bible Dictionary.* Edited by Charles W. Draper and Chad Brand. Nashville, TN: Broadman & Holman, 2003. 9780805428360
- Holman Old Testament Commentary.* Edited by Max E. Anders. Nashville, TN: Holman Reference, 2002.
- Holman New Testament Commentary.* Edited by Max E. Anders. Nashville, TN: Holman Reference, 2002.
- Holman QuickSource Guide to Christian Apologetics.* Edited by Doug Powell. Nashville, TN: Holman Reference, 2006. 9780805494600
- Holman Treasury of Key Bible Words: 200 Greek and 200 Hebrew Words Explained.* Dr. Philip Comfort and Dr. Eugene Carpenter. Nashville, TN: Holman Reference, 2003.
- New American Commentary.* Edited by Kenneth A. Mathews and David S. Dockery. Nashville, TN: Holman Reference, 2002.

Turning Point Bibliography

- Jeremiah, David. *Acts of Love: The Power of Encouragement.* Gresham, OR: Vision House, 1994.
- Jeremiah, David. *A.D. The Bible Continues.* Carol Stream, IL: Tyndale, 2011.
- Jeremiah, David. *Agents of Babylon.* Carol Stream, IL: Tyndale, 2015.
- Jeremiah, David. *Agents of the Apocalypse.* Carol Stream, IL: Tyndale, 2014.
- Jeremiah, David. *Angels: Who They Are and How They Help.* Sisters, OR: Multnomah, 2009.
- Jeremiah, David. *Captured by Grace.* Nashville: Integrity, 2006.
- Jeremiah, David. *Escape the Coming Night.* Nashville: Word Publishing, 1990.
- Jeremiah, David. *Forty Days to Route 66: Driving the Word Home.* San Diego: Turning Point, 2006.
- Jeremiah, David. *God in You.* Sisters, OR: Multnomah, 1998.
- Jeremiah, David. *God Loves You.* Nashville: Faith Words, 2012.
- Jeremiah, David. *I Never Thought I'd See the Day!* New York: Faith Words, 2011.
- Jeremiah, David. *Invasion of Other Gods.* Dallas: Word, 1995.
- Jeremiah, David. *Is This the End?* Nashville: Thomas Nelson, 2016.
- Jeremiah, David. *Life Wide Open.* Nashville: Integrity, 2003.
- Jeremiah, David. *Living with Confidence in a Chaotic World.* Nashville: Thomas Nelson, 2009.
- Jeremiah, David. *My Heart's Desire.* Nashville: Integrity, 2002.
- Jeremiah, David. *Prayer: The Great Adventure.* Sisters, OR: Multnomah, 2004.
- Jeremiah, David. *Reset: Ten Steps of Spiritual Renewal.* San Diego: Turning Point, 2015.
- Jeremiah, David. *Searching for Heaven on Earth.* Nashville: Integrity, 2004.
- Jeremiah, David. *Searching for Heaven on Earth Journal.* Nashville: Integrity, 2004.
- Jeremiah, David. *Signs of Life.* Nashville: Thomas Nelson, 2007.
- Jeremiah, David. *Slaying the Giants in Your Life.* Nashville: W Publishing, 2001.

Jeremiah, David. *The Coming Economic Armageddon*. New York: Faith Words, 2010.
 Jeremiah, David. *The Handwriting on the Wall: Daniel*. Nashville: Thomas Nelson, 1992.
 Jeremiah, David. *The Prayer Matrix*. Sisters, OR: Multnomah, 2004.
 Jeremiah, David. *Turning Toward Joy: Philippians*. Wheaton, IL: Chariot Victor, 1992.
 Jeremiah, David. *What Are You Afraid of?* Nashville: Lifeway, 2013.
 Jeremiah, David. *What in the World Is Going on?* Nashville: Thomas Nelson, 2008.
 Jeremiah, David. *When Your World Falls Apart*. Nashville: Thomas Nelson, 2002.

Course Bibliography

Chafer, Lewis Sperry, and John Walvoord, ed. *Major Bible Themes*, 2nd ed. Grand Rapids, MI: Zondervan, 1976.
 Falwell, Jerry, Edward E. Hindson, and Woodrow M. Kroll, eds. *Liberty Bible Commentary*. Nashville, TN: Thomas Nelson, 1983.
 Hendricks, Howard G. *Teaching to Change Lives: Seven Proven Ways to Make Your Teaching Come Alive*. Sisters, OR: Multnomah, 2003.
 Hendricks, Howard, and William Hendricks. *Living by the Book*, 2nd ed. Chicago: Moody, 2007.
 Hindson, Ed. *The Essence of the Old Testament: A Survey*. Nashville, TN: B&H Academic, 2012.
 Hindson, Ed. *The Essence of the New Testament: A Survey*. Nashville, TN: B&H Academic, 2012.
 LaHaye, Tim. *How to Study the Bible for Yourself*. Harvest House, 2006.
 Ryrie, Charles C. *Balancing the Christian Life*, Revised. Chicago, IL: Moody Press, 1994. 0802408877
 Towns, Elmer. *Foundational Doctrines of the Faith: Knowing What We Believe--and Why*. Lynchburg, VA: Church Growth Institute, 1992.
 Walvoord, John F., and Roy B. Zuck. *The Bible Knowledge Commentary: Old Testament*. Wheaton, IL: Victor Books, 1985.
 Walvoord, John F., and Roy B. Zuck. *The Bible Knowledge Commentary: New Testament*. Wheaton, IL: Victor Books, 1985.
 Willmington, Harold L. *Willmington's Bible Handbook*. Wheaton, IL: Tyndale House, 1997.
 Willmington, Harold L. *Willmington's Guide to the Bible*. Wheaton, IL: Tyndale House, 2011.
 Zuck, Roy B., ed. *A Biblical Theology of the New Testament*. Chicago, IL: Moody, 1994.

Transfer of Credits to Southern California Seminary

Attendance Policy

Attending class on time is important to receive the most out of the course. Entering class late disrupts the learning process of all students. Students are permitted three absences for a 14-week semester course. For the semester (28 classroom hours plus 68 homework hours) courses, more than 10 minutes late is a *tardy*; more than 20 minutes late is an *absence*. Two tardies count as one absence. **College credit cannot be transferred to Southern California Seminary when a student misses four or more class sessions.** A grade of NC (No Credit) will be recorded when a student misses four sessions, does not complete coursework on time, or earns less than 700 points.

Class Time and Homework Policy

To transfer credits to Southern California Seminary, **each 2-unit course must include at least 28 hours of class time discussion and 68 hours of portfolio homework during the 14-week semester.** Courses with less than 28 hours of class time do not meet EBI requirements. Since “time plus focus equals learning,” increased classroom time and active learning result in increased learning—and learning is the key to leadership and service. Courses start the first week of January, May, and September. For maximum learning, **it is recommended that working students take 2 courses per semester** or 6 courses per year.

Late Work Policy

Completing work on time is an important habit for leaders to develop. Homework should be completed weekly before the class discussion and application. The grade for work that is between 1 and 7 days late is lowered by 20%. **Work that is over 7 days late will not be accepted.** Professors are to send to the EBI offices the grade sheet within 15 days of the end of each course so that transcripts can be updated each semester.


Portfolio and Term Paper Policy

To graduate or transfer credits from Equip Biblical Institute to Southern California Seminary, **students must present a complete portfolio of their course work.** The portfolio consists of the questions, journal applications and reflections, term papers, and exams for each course. Upon successful completion of the Associate of Biblical Studies, students may transfer **60 units** into the Bachelor of Arts in Biblical Studies degree. If the portfolio for a course is not complete, the credits may not be transferable. Portfolios must be completed individually—not as couples. Answers to portfolio questions are subjective, so each student must do his or her own work.

Term Paper Policy

As part of the EBI-SCS Articulation Agreement and to facilitate transfer of degrees to other schools, professors need to submit the term papers of “A” students by email to the registrar at gwoods@socalsem.edu.

Grade Scale			
Grade		Percent	Points
A	=	95-100%	950-1,000
A-	=	90-94%	900-949
B+	=	87-89%	870-899
B	=	84-86%	840-869
B-	=	80-83%	800-839
C+	=	77-79%	770-799
C	=	74-76%	740-769
C-	=	70-73%	700-739
NC	=	Below 70%	0-699



Student Evaluation		Percent	Points
Portfolio/Group Activities	55%	550	
Midterm Exam.....	10%	100	
Student Presentations	10%	100	
Term Paper.....	15%	150	
Final Exam.....	10%	100	
Total.....	100%	1,000	

Session 1	Session 2	Session 3	Session 4	Session 5	Session 6	Midterm 7	Session 8	Session 9	Session 10	Session 11	Session 12	Presenta-tion 13	Term Paper 13	Final Exam 14	Points	Grade
50	50	50	50	50	50	100	50	50	50	50	50	100	150	100	1,000	ABC

Course Grading Rubric		
Grade	Requirements	✓
A	Exams, portfolio, presentation, and the 10- to 15-page paper with zero errors.	
A-	Exams, portfolio, presentation, and the 10- to 12-page paper with less than 2 errors.	
B+	Exams, portfolio, presentation, and the 10- to 11-page paper with less than 4 errors.	
B	Exams, portfolio, presentation, and the 8- to 9-page paper with less than 6 errors.	
B-	Exams, portfolio, presentation, and the 6- to 7-page paper with less than 8 errors.	
C+	Exams, portfolio, presentation, and essay are completed with few errors.	
C	Exams, portfolio, presentation, and essay are completed but need corrections.	
C-	Exams, portfolio, presentation, and essay need individual tutoring or peer coaching.	
NC	Students earn less than 700 points or miss more than 3 sessions.	
<p>It is possible to earn a "C" by writing an essay rather than typing a term paper, but it is necessary to type a term paper to earn an "A" or "B". Writing clarifies one's thoughts and is a key skill for an effective leader. Initially students may have difficulties in developing writing skills, but they will improve and gain confidence with each course they complete. It is important that professors help students improve their writing skills to maximize their thinking and leadership skills. Students should use the term paper rubric, sample term paper, and type-over template to write their term papers. Since students have different abilities, goals, responsibilities, and schedules, students can choose the grade for which they are aiming.</p>		
<p>Writing is one of the most important skills that a leader can develop. As part of the academic agreement with Southern California Seminary, to earn an "A" students are required to email a copy of their academic work to the EBI Registrar. The goal is to catch students doing something right and affirming them. The objective is to recognize and analyze the best term papers and to prepare next generation leaders for university level education by helping them improve their writing skills, thinking skills, and leadership skills.</p>		
<p>The mission of Equip Biblical Institute is to bring glory to God by assisting local churches to equip believers of various cultures and languages to live and minister biblically based on the inerrant Word of God. This equipping includes building biblical knowledge, Christian character, and ministry skills. The goal is to provide preaching and teaching resources, intentional leadership development, disciple-making materials, Skype courses, YouTube videos, charts, notes, and visuals to pastors and churches around the world. EBI is equipping the next generation of pastors and leaders to multiply their influence by training leaders, creating videos, and writing books.</p>		
<p>EBI is a religious exempt school and not accredited by the U. S. Department of Education; however, EBI Associate degrees are transferable to Southern California Seminary and other schools based on the EBI-SCS articulation agreement.</p>		
<p>As students take each course, their brains will develop a multitude of new neural connections, increasing their ability to read with comprehension; make practical applications from what they are learning; and improve their communication, leadership, and writing skills.</p>		
<p>EBI incorporates college success skills and transformational teaching, including the Adult Learner Model, the Affective Neuroscience Learning Model, the Carnegie Unit and Student Hour Rubric, the Cognitive Neuroscience Learning Model, the Seven Laws of Learning Model, the Learning Styles Model, the Maslow pyramid, the Multiple Intelligences Model, the Professional Development Rubric, the Quality Matters Rubric, the Seven Principles of Good Practice in Undergraduate Education Model, the Teaching to Change Lives Model, the Visual Learning Model, and the Working Memory Model.</p>		