

	<p>Equip Biblical Institute</p> <p>Church Planting * Team Leadership * Pastors Institute</p> <p>2100 Greenfield Drive, El Cajon, CA 92019</p>	
---	---	---

Bible Study Methods

Professor:

Training Center City:

Semester and Year:

Course Description



This course focuses on the multiple ways to study the Bible. Topics include teaching to change lives, the expository preaching process, the devotional method, the chapter summary method, the character quality method, the thematic method, the geographical method, the topical method, the word study method, the book background method, the book survey method, the chapter analysis method, the book synthesis method, and the verse-by-verse analysis method. Students will create visual projects and applications for leadership and spiritual development.

Course Design

This 14-week course is designed to equip pastors, church planters, and next-generation leaders with Bible knowledge, Christian character, servant leadership, and disciple-making skills with the goal of life-change. It addresses the learning styles of adults through active discussion, charts, visuals, Internet resources, team-building, and presentations. To ensure transfer of credit, changes to this course syllabus must be approved by both Equip Biblical Institute and Southern California Seminary. Over 1,200 leaders have completed EBI courses. *Suggestions for improving course design are appreciated.*


Required Textbooks

1. *Jeremiah Study Bible*. Annotated by Dr. David Jeremiah. Worthy Publishing, 2013. [CBD](#) or [9781936034895](#)
2. *Bible Study Methods*, 2nd ed. Grand Rapids, MI: Zondervan, 2012. [CBD](#) 9780310495932
3. W. E. Vine. *Vine's Expository Dictionary of the Old & New Testament Words*. Nashville, TN: Thomas Nelson, 2003. [CBD](#) or [9780785250531](#)
4. *Holman Illustrated Bible Dictionary*. Edited by Charles Draper. Nashville, TN: Holman Reference, 2003. [CBD](#) or [9780805428360](#)



Additional Books for Pastors, Leaders, and Advanced Students

5. Dr. Howard Hendricks and William Hendricks. *Living by the Book*, 2nd ed. Chicago: Moody, 2007. [CBD](#) 9780802408235
6. Dr. Warren W. Wiersbe. *Wiersbe Bible Commentary: New Testament*. Colorado Springs, CO: David C. Cook, 2007. [CBD](#) 9780781445399



Internet Resources

[4truth.net](#) * [bible.org](#) * [blueletterbible.org](#) * [gotquestions.org](#) *
[helpmewithbiblestudy.org](#) * [jeremiahstudybible.com](#) * [leestrobels.com](#) *
[lifeway.com](#) * [www.namb.net](#) * [wayofthemaster.com/](#)

Professors – [Click here to receive the Notes by email](#). The intent of this course is to equip you with the Word of God, to strengthen your character and integrity, and to develop your relational and servant-leadership skills for the glory of God.

Learning Outcomes

- The student who successfully completes this course will be able to implement 2 Timothy 2:2:
1. Apply and teach how to study the Bible using the devotional and the chapter summary methods.
 2. Apply and teach how to study the Bible using the character quality and the thematic methods.
 3. Apply and teach how to study the Bible using the biographical and the topical methods.
 4. Apply and teach how to study the Bible using the word study and book background methods.
 5. Apply and teach how to study the Bible using book survey and chapter analysis methods.
 6. Apply and teach how to study the Bible using book synthesis and verse-by-verse analysis methods.
 7. Apply and teach how to have a meaningful quiet time with the goal of transformational discipleship.
 8. Apply and teach how to develop a plan for studying the Bible systematically.
 9. Participate in a group presentation using one of the above methods.
 10. Coach other leaders to develop Christian character through our identity in Christ, gratitude for the Gospel, the spiritual disciplines, personal revival, the fruit of the Spirit, and the seven virtues with the goal of transformational discipleship.

Methods of Instruction

Instruction emphasizes active learning, problem-based learning, project-based learning, presentation-based learning, team-based learning, reflection, discussion, interactive lecture, collaboration, visuals, term papers, and exams, with the goal of long-term and real-world learning that results in life-change and leadership skills. The major pedagogical premise of this course is that students should be treated like the servant-leaders they are becoming.

Dr. Gary C. Woods has served as the Bible Department Chairman and Registrar at Southern California Seminary. Dr. Woods has taught for Liberty University, Luther Rice Seminary, San Diego Christian College, and Southern California Seminary. He has a Doctor of Education in Technology and Learning from Alliant International University, a Master of Divinity in Missions from Southwestern Baptist Theological Seminary, and a Bachelor of Science in Cross-Cultural and Pastoral Ministry from Liberty University. He has served as a pastor and church planter with the North American Mission Board, and as an elected governing board member of GUHSD with over 20,000 high school students.



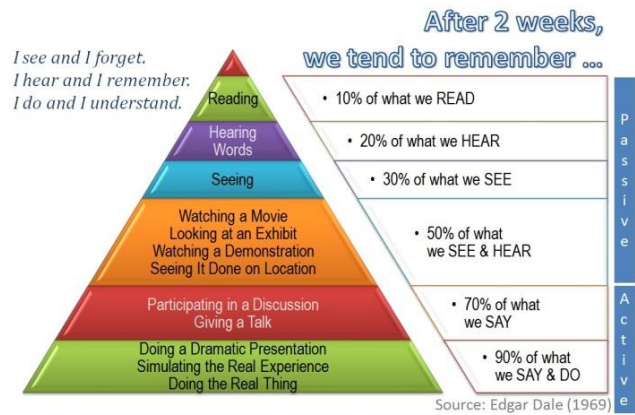
Accelerated Adult Learning Strategies

Authentic learning involves observation, interpretation, and application. The goal of *balanced instruction* is to address the learning strengths of adult learners, including verbal, visual, musical, logical, kinesthetic, reflective, interpersonal, natural, and spiritual. *Student-centered instruction* is most effective when it impacts the mind, will, and emotions.

TEAM-based Active Learning Principles

Students are encouraged to study in teams to develop application skills, leadership/relational skills, and presentations. Students are not to give answers to co-learners, but help them learn how to find the answers. **TEAM = Together Everyone Accomplishes More.**

The Cone of Learning



Student Requirements

First, answer the **questions** in the **portfolio** before class. This will assist student-leaders in focusing on core information and developing the time-on-task study skills and writing skills essential to effective learning and long-term memory. Each student must do his or her own work.

Second, maintain the **journal** in the portfolio. (1) What is God teaching you in this session? (2) How are you going to apply these concepts to your life, family, and ministry? (3) How can your church apply these concepts to making disciples and developing leaders? This will assist student-leaders in developing reflection, application, and decision-making skills essential to spiritual growth.

Third, participate in the **discussion** of the questions and applications in the portfolio during class. Through discussion students learn from one another and sharpen one another as iron sharpens iron. This will assist student-leaders in developing the relational, speaking, and creative/critical thinking skills essential to effective teaching and servant-leadership.

Fourth, no **midterm exam**.

Fifth, participate in an individual or **group presentation using one of the Bible Study Methods**. The ability to make engaging presentations will multiply your influence, leadership, teaching, and preaching. Discuss applications found in that book. This presentation can be a PowerPoint, drama, role-play, charts, or drawings. This will assist student-leaders in developing the creative/critical thinking and teamwork skills essential to effective teaching and servant-leadership. Week 13

Sixth, no **term paper**.

Seventh, complete the **final exam** in the portfolio. This will assist student-leaders in developing long-term memory through multiple reviews of the core material and in focusing on transformational leadership and teaching skills. Week 14

Course Objective Is Life Change

Our mission is to bring glory to God by assisting local churches to equip believers to live and minister biblically based on the inerrant Word of God. This equipping includes Bible knowledge, Christian character, and ministry skills. The objective is to take student-leaders from where they are and move them to where they need to be. Students will learn how (1) to read with their brains; (2) to remember what they have read; (3) to sharpen their thoughts through journaling; (4) to speak effectively before others; (5) to work as learning teams of leaders; and (6) to biblically apply what they are learning to life, family, and ministry.

Accelerated Adult Learning Techniques

Adults learn in unique ways and so this course incorporates multiple learning styles. According to the **Cone of Learning**, writing, discussing, and applying concepts are the keys to accelerated adult learning. The portfolio is foundational to learning because students remember more of what they write, discuss, and apply. By applying these principles of champion learners, students will experience transformational growth. Welcome to the accelerated disciple-making process!

Session	Date	Professor Responsibilities	Student Responsibilities
1		<p>Introduction—How to Study The Devotional Method Appendix A—How to Have a Meaningful Quiet Time</p> <p>Go over this syllabus and the portfolio. Preview the study guides for the exams.</p> <p>Discuss the appendix.</p> <p>Discuss portfolio questions and journal applications.</p> <p>Demonstrate how to get the most out of the <i>Jeremiah Study Bible</i>, the <i>Holman Illustrated Bible Dictionary</i>, and the textbooks.</p> <p>Group activity: Create a visual summary or mind-map of this chapter.</p> <p>Review in class: https://www.blueletterbible.org/resources/charts.cfm and www.biblestudytools.com.</p> <p>It is imperative that professors help students improve their Bible study methods through coaching, feedback, encouragement, examples, and rubrics. This is a crucial learning skill.</p> <p>Go over the Transformational Discipleship Covenant.</p>	<ul style="list-style-type: none"> <input type="checkbox"/> Print 338 Bible Study Methods portfolio and notes. <input type="checkbox"/> Pay the honorarium to the director. <input type="checkbox"/> Skim the textbooks and be prepared to discuss how these books are unique as learning tools. <input type="checkbox"/> Study the Introduction, chapter 1, and Appendix A in <i>Bible Study Methods</i>. <input type="checkbox"/> Explore the resources in the Topical Index of the <i>Jeremiah Study Bible</i> or at www.jeremiahstudybible.com. <input type="checkbox"/> Explore the Internet resources on this topic at www.4truth.net, https://bible.org/, www.blueletterbible.org/study/, www.gotquestions.org/, and www.theopedia.com/. <input type="checkbox"/> Type the answers to the portfolio questions and journal applications in preparation for the discussion and group activity. <input type="checkbox"/> Read <i>The Baptist Faith and Message</i> in Resources at http://www.sbc.net. <input type="checkbox"/> Share what you are learning with three apprentice disciples.
2		<p>The Chapter Survey Method</p> <p>Welcome guests and encourage students to share what they have learned so far.</p> <p>Discuss portfolio questions and applications.</p> <p>Coach students on how to improve their Bible study methods and transformational teaching skills in class.</p> <p>Group activity: Create a visual summary or mind-map of this chapter.</p> <p>Remind students how being a chosen generation, royal priests, a holy nation, and God's special people impacts our prayers.</p>	<ul style="list-style-type: none"> <input type="checkbox"/> Study chapter 2 and in <i>Bible Study Methods</i>. <input type="checkbox"/> Explore Internet resources on this topic to share with the class. <input type="checkbox"/> Type the answers to the portfolio. <input type="checkbox"/> Review the study guide. <input type="checkbox"/> Make or update a reach list of every unchurched person that you know. <input type="checkbox"/> Go on an evangelistic visit during the course with your pastor, deacon, church leader, Sunday school worker, or friend. <input type="checkbox"/> Share what you are learning with your apprentice disciples. <input type="checkbox"/> Invite friends and apprentice disciples to see how the course works.
3		<p>The Character Quality Method Appendix C—Positive and Negative</p>	<ul style="list-style-type: none"> <input type="checkbox"/> Study chapter 3 and appendix C in <i>Bible Study Methods</i>.

Session	Date	Professor Responsibilities	Student Responsibilities
		<p>Character Qualities</p> <p>Discuss portfolio questions and applications.</p> <p>Coach students on how to improve their Bible study methods and transformational teaching skills in class.</p> <p>Group activity: Create a visual summary or mind-map of this chapter.</p>	<ul style="list-style-type: none"> <input type="checkbox"/> Type the answers to the portfolio. <input type="checkbox"/> Review the study guide. <input type="checkbox"/> Pray for those on your reach list. <input type="checkbox"/> Share what you are learning with your apprentice disciples.
4		<p>The Thematic Method</p> <p>Discuss portfolio questions and applications.</p> <p>Coach students on how to improve their Bible study methods and transformational teaching skills in class.</p> <p>Group activity: Create a visual summary or mind-map of this chapter.</p>	<ul style="list-style-type: none"> <input type="checkbox"/> Study chapter 4 in <i>Bible Study Methods</i>. <input type="checkbox"/> Type the answers to the portfolio. <input type="checkbox"/> Review the study guide. <input type="checkbox"/> Pray for those on your reach list. <input type="checkbox"/> Share what you are learning with your apprentice disciples.
5		<p>The Biographical Method Appendix B—General Questions Appendix D—A Partial List of Biblical People</p> <p>Discuss portfolio questions and applications.</p> <p>Coach students on how to improve their Bible study methods and transformational teaching skills in class.</p> <p>Group activity: Create a visual summary or mind-map of this chapter.</p>	<ul style="list-style-type: none"> <input type="checkbox"/> Study chapter 5 and appendices B and D in <i>Bible Study Methods</i>. <input type="checkbox"/> Type the answers to the portfolio. <input type="checkbox"/> Review the study guide. <input type="checkbox"/> Pray for those on your reach list. <input type="checkbox"/> Share what you are learning with your apprentice disciples.
6		<p>The Topical Method</p> <p>Discuss portfolio questions and applications.</p> <p>Coach students on how to improve their Bible study methods and transformational teaching skills in class.</p> <p>Group activity: Create a visual summary or mind-map of this chapter.</p> <p>Review for the midterm exam.</p>	<ul style="list-style-type: none"> <input type="checkbox"/> Study chapter 6 in <i>Bible Study Methods</i>. <input type="checkbox"/> Type the answers to the portfolio. <input type="checkbox"/> Review the study guide. <input type="checkbox"/> Pray for those on your reach list. <input type="checkbox"/> Share what you are learning with your apprentice disciples.
7		<p>The Word Study Method Appendix E—List of Key Words</p>	<ul style="list-style-type: none"> <input type="checkbox"/> Study chapter 7 and appendix E in <i>Bible Study Methods</i>.

Session	Date	Professor Responsibilities	Student Responsibilities
		<p>Discuss portfolio questions and applications.</p> <p>Coach students on how to improve their Bible study methods and transformational teaching skills in class.</p> <p>Group activity: Create a visual summary or mind-map of this chapter.</p>	<ul style="list-style-type: none"> <input type="checkbox"/> Type the answers to the portfolio. <input type="checkbox"/> Review the study guide. <input type="checkbox"/> Pray for those on your reach list. <input type="checkbox"/> Share what you are learning with your apprentice disciples.
8		<p>The Book Background Method</p> <p>Welcome guests and encourage students to share what they have learned.</p> <p>Discuss portfolio questions and applications.</p> <p>Coach students on how to improve their Bible study methods and transformational teaching skills in class.</p> <p>Group activity: Create a visual summary or mind-map of this chapter.</p>	<ul style="list-style-type: none"> <input type="checkbox"/> Study chapter 8 in <i>Bible Study Methods</i>. <input type="checkbox"/> Type the answers to the portfolio. <input type="checkbox"/> Review the study guide. <input type="checkbox"/> Invite your friends and apprentice disciples to see how the course works. <input type="checkbox"/> Share what you are learning with three apprentice disciples.
9		<p>The Book Survey Method Appendix G—A Plan for Studying the Bible Systematically</p> <p>Discuss portfolio questions and applications.</p> <p>Coach students on how to improve their Bible study methods and transformational teaching skills in class.</p> <p>Group activity: Create a visual summary or mind-map of this chapter.</p>	<ul style="list-style-type: none"> <input type="checkbox"/> Study chapter 9 and appendix G in <i>Bible Study Methods</i>. <input type="checkbox"/> Type the answers to the portfolio. <input type="checkbox"/> Review the study guide. <input type="checkbox"/> Pray with people on your reach list. <input type="checkbox"/> Share what you are learning with your apprentice disciples.
10		<p>The Chapter Analysis Method Appendix F—What to Look for in a Chapter Analysis Study</p> <p>Discuss portfolio questions and applications.</p> <p>Coach students on how to improve their Bible study methods and transformational teaching skills in class.</p> <p>Group activity: Create a visual summary or mind-map of this chapter.</p>	<ul style="list-style-type: none"> <input type="checkbox"/> Study chapter 10 and appendix F in <i>Bible Study Methods</i>. <input type="checkbox"/> Type the answers to the portfolio. <input type="checkbox"/> Review the study guide. <input type="checkbox"/> Let your light shine by doing acts of kindness for people on your list. <input type="checkbox"/> Share what you are learning with your apprentice disciples.

Session	Date	Professor Responsibilities	Student Responsibilities
11		<p>The Book Synthesis Method Discuss portfolio questions and applications. Coach students on how to improve their Bible study methods and transformational teaching skills in class. Group activity: Prepare for next week's student presentations.</p>	<ul style="list-style-type: none"> <input type="checkbox"/> Study chapter 11 in <i>Bible Study Methods</i>. <input type="checkbox"/> Type the answers to the portfolio. <input type="checkbox"/> Review the study guide. <input type="checkbox"/> Let your light shine by doing acts of kindness for people on your list. <input type="checkbox"/> Share what you are learning with your apprentice disciples.
12		<p>The Verse-by-Verse Analysis Method Discuss portfolio questions and applications. Coach students on how to improve their Bible study methods and transformational teaching skills in class. Group activity: Prepare for next week's student presentations.</p>	<ul style="list-style-type: none"> <input type="checkbox"/> Study chapter 12 in <i>Bible Study Methods</i>. <input type="checkbox"/> Type the answers to the portfolio. <input type="checkbox"/> Review the study guide. <input type="checkbox"/> Invite someone on your list to come with you to small group or church. <input type="checkbox"/> Share what you are learning with your apprentice disciples.
13		<p>Student Presentations Welcome guests and disciples. Coach student presentations. Review for final exam.</p>	<ul style="list-style-type: none"> <input type="checkbox"/> Prepare to participate in a group or individual presentations on a chapter in the books. <input type="checkbox"/> Invite your friends and apprentice disciples to watch student presentations. <input type="checkbox"/> Share what you are learning with three apprentice disciples.
14		<p>Final Exam and Course Evaluation Give final exam. Collect portfolio for review. Students will debrief by sharing how they are using and sharing what they have learned. Discuss how to recruit students who would benefit from the EBI leadership training program. Distribute the textbooks, syllabi, portfolios, notes, and promotional materials for the next course. Time of fellowship.</p>	<ul style="list-style-type: none"> <input type="checkbox"/> Review the study guide for the final exam. <input type="checkbox"/> Complete the portfolio. <input type="checkbox"/> Share and/or email your Bible study methods to pastors, deacons, small-group leaders, and your apprentice disciples in order to multiply your ministry in obedience to 2 Timothy 2:2-3. <input type="checkbox"/> Learning is about teaching others. Pass on the baton of transformational discipleship by sharing what you are learning.

EBI holds to *The Baptist Faith and Message*. The inclusion of articles, books, or external links in this course does not imply that the opinions expressed represent the official position of EBI.

Webliography

1. Jeremiah Study Bible Online Content <http://www.JeremiahStudyBible.com>
2. 4 Truth.net www.4truth.net
3. Bible http://www.bible.org/series.asp?series_id=76

4. Bible Atlas Online <http://anova.org/sev/atlas/htm/>
5. Bible Bulletin Board <http://www.biblebb.com/>
6. Bible History <http://www.bible-history.com/>
7. Bible Land Photos <http://bibleplaces.com/>
8. Bible Study Resources www.bible.org
9. Biola <http://www.go2rhcc.com/resources/OTHist/homepage.html>
10. Blue Letter Bible Timeline <http://www.blueletterbible.org/study/parallel/timeline/index.html>
11. Blue Letter Bible Study Tools/Charts <http://www.blueletterbible.org/study/>
12. Christian Classics Ethereal Library "World Wide Study Bible" <http://www.ccel.org/wwsb/>
13. Crosswalk.com Bible study tools <http://www.biblestudytools.net/>
14. E-sword.net Bible study tools <http://www.e-sword.net/>
15. Got Questions <http://www.gotquestions.org/>
16. Holy Land Photos <http://www.holylandphotos.org/>
17. New Testament Summary http://www.bible.org/page.asp?page_id=2076
18. Old Testament Gateway <http://www.otgateway.com/>
19. Online Bible links <http://www.onlinebible.net/links.html>
20. Apologetics 4Truth www.4truth.net
21. Church Planting Village www.churchplantingvillage.net
22. Church Starting <http://www.churchstarting.net>
23. Compass I Resources <http://www.churchplantingvillage.net>
24. Ed Stetzer <http://www.newchurches.com/>
25. Got Questions www.gotquestions.org
26. Institute of Strategic Evangelism links <http://bgc.gospelcom.net/ise/links.html>
27. Leadership Wired <http://www.injoy.com/newsletters/subscribe.asp>
28. LifeWay.com church planting articles
<http://www.lifeway.com/lwc/mainpage/0,1701,M%253D50090,00.html>
29. Malphurs Group <http://www.malphursgroup.com/AboutUs/Team.html>
30. Need Him <http://www.needhim.org/>
31. New Churches <http://www.newchurches.com/>
32. North American Mission Board <http://www.namb.net/site/pp.asp?c=9qKILUOzEpH&b=224374>
33. On Mission to Share Jesus <http://www.namb.net/site/pp.asp?c=9qKILUOzEpH&b=224378>
34. Pastors.com subscription <http://www.pastors.com/aboutus/>
35. Pastor's Weekly Briefing <http://www.family.org/pastor/pwbeform.cfm>
36. Sketches relating to evangelism <http://www.namb.net/site/pp.asp?c=9qKILUOzEpH&b=232045>

Holman Bibliography

- Apologetics Study Bible*. Annotated by Ted Cabal, Chuck Colson, and Norm Geisler. Nashville, TN: Holman Bible, 2007. 9781586400248
- HCSB Study Bible*. Annotated. Nashville, TN: Holman Bible.
- Holman Book of Biblical Charts, Maps, and Reconstructions*. Edited by Marsha A. Ellis Smith. Nashville, TN: Holman Reference, 1993. 9781558193598
- Holman Concise Bible Commentary*. Edited by David S. Dockery. Nashville, TN: Holman Reference, 2011. 9780805495461
- Holman Guide to Interpreting the Bible*. Edited by David S. Dockery and George Guthrie. Nashville, TN: Holman Reference, 2004. 9780805428582
- Holman Illustrated Bible Dictionary*. Edited by Charles W. Draper and Chad Brand. Nashville, TN: Broadman & Holman, 2003.
- Holman Old Testament Commentary*. Edited by Max E. Anders. Nashville, TN: Holman Reference, 2002.
- Holman New Testament Commentary*. Edited by Max E. Anders. Nashville, TN: Holman Reference, 2002.
- Holman QuickSource Guide to Christian Apologetics*. Edited by Doug Powell. Nashville, TN: Holman Reference, 2006. 9780805494600
- Holman Treasury of Key Bible Words: 200 Greek and 200 Hebrew Words Explained*. Dr. Philip Comfort and Dr. Eugene Carpenter. Nashville, TN: Holman Reference, 2003.

New American Commentary. Edited by Kenneth A. Mathews and David S. Dockery. Nashville, TN: Holman Reference, 2002.

Course Bibliography

- Brega, James. *How to Study the Bible*. Portland, OR: Multnomah, 1982. 0930014723
- Briggs, Charles Augustus. *A General Introduction to the Study of the Holy Scripture*. Grand Rapids, MI: Baker, 1970.
- Dockery, David S. and George Guthrie. *The Holman Guide to Interpreting the Bible*. Nashville, TN: Broadman & Holman, 2004. 0805428585
- Dyck, Elmer, Gordon D. Fee, J. I. Packer, Craig M. Gay, Loren Wilkinson, James Houston, and Eugene Peterson. *The Act of Bible Reading*. Downers Grove, IL: InterVarsity. 0830816232
- Henrichsen, Walter. *A Layman's Guide to Interpreting the Bible*. Grand Rapids, MI: Zondervan, 1985.
- Hendricks, Howard, and William Hendricks. *Living by the Book*, 2nd ed. Chicago: Moody, 2007. 0802408230
- Hendricks, Howard, and William Hendricks. *Living by the Book Workbook: The Art and Science of Reading the Bible*. Chicago: Moody, 2007. 0802495389
- McQuilkin, J. Robertson. *Understanding and Applying the Bible*. Chicago: Moody Press, 1983.
- Mickelsen, A. Berkeley. *Interpreting the Bible*. Grand Rapids, MI: Wm. B. Eerdmans, 1963.
- Radmacher, Earl D., and Robert D. Preus, eds. *Hermeneutics, Inerrancy, and the Bible*. Grand Rapids, MI: Academie, 1984. 0310370817
- Ramm, Bernard. *Protestant Biblical Interpretation*, 3rd ed. Grand Rapids, MI: Baker, 1979.
- Ryken, Leland. *How to Read the Bible as Literature*. Grand Rapids, MI: Zondervan, 1984. 0310390214
- Schultz, Samuel, and Morris Inch, eds. *Interpreting the Word of God*. Chicago: Moody, 1976.
- Tan, Paul Lee. *The Interpretation of Prophecy*. Winona Lake, IN: BMH Books, Inc., 1974.
- Trench, Richard C. *Notes on the Parables of Our Lord*. Grand Rapids, MI: Baker, 1948.
- Trench, Robert C. *Synonyms of the New Testament*. Grand Rapids, MI: Wm. B. Eerdmans, 1950.
- Virkler, Henry A. *Hermeneutics: Principles and Processes of Biblical Interpretation*. Grand Rapids, MI: Baker, 1981.
- Warren's Bible Study Methods: Twelve Ways You Can Unlock God's Word*. Grand Rapids, MI: Zondervan, 2006. 0310273005
- Zuck, Roy B. *Basic Bible Interpretation: A Practical Guide to Discovering Biblical Truth*. Wheaton, IL: Victor, 1991. 0896938190

Transfer of Credits to Southern California Seminary

Attendance Policy

Attending class on time is important to receive the most out of the course. Entering class late disrupts the learning process of all students. Students are permitted three absences for a 14-week semester course. For the semester (28 classroom hours plus 68 homework hours) courses, more than 10 minutes late is a *tardy*; more than 20 minutes late is an *absence*. Two tardies count as one absence. **College credit cannot be transferred to Southern California Seminary when a student misses four or more class sessions.** A grade of NC (No Credit) will be recorded when a student misses four sessions, does not complete coursework on time, or earns less than 700 points.

Class Time and Homework Policy

To transfer credits to Southern California Seminary, **each 2-unit course must include at least 28 hours of class time discussion and 68 hours of portfolio homework during the 14-week semester.** Courses with less than 28 hours of class time do not meet EBI requirements. Since “time plus focus equals learning,” increased classroom time and active learning result in increased learning—and learning is the key to leadership and service. Courses start the first week of January, May, and September. For maximum learning, **it is recommended that working students take 2 courses per semester** or 6 courses per year.

Late Work Policy

Completing work on time is an important habit for leaders to develop. Homework should be completed weekly before the class discussion and application. The grade for work that is between 1 and 7 days late is lowered by 20%. **Work that is over 7 days late will not be accepted.** Professors are to send to the EBI offices the grade sheet within 15 days of the end of each course so that transcripts can be updated each semester.


Portfolio and Term Paper Policy

To graduate or transfer credits from Equip Biblical Institute to Southern California Seminary, **students must present a complete portfolio of their course work.** The portfolio consists of the questions, journal applications and reflections, term papers, and exams for each course. Upon successful completion of the Associate of Biblical Studies, students may transfer **60-66 units** into the Bachelor of Arts in Biblical Studies degree. If the portfolio for a course is not complete, the credits may not be transferable. Portfolios must be completed individually—not as couples. Answers to portfolio questions are subjective, so each student must do his or her own work.

Term Paper Policy

As part of the EBI-SCS Articulation Agreement and to facilitate transfer of degrees to other schools, professors need to submit the term papers of “A” students by email to the registrar at gwoods@socalsem.edu.

Grade Scale			
Grade		Percent	Points
A	=	95-100%	950-1,000
A-	=	90-94%	900-949
B+	=	87-89%	870-899
B	=	84-86%	840-869
B-	=	80-83%	800-839
C+	=	77-79%	770-799
C	=	74-76%	740-769
C-	=	70-73%	700-739
NC	=	Below 70%	0-699



Student Evaluation	Percent	Points
Portfolio Exercises/Group Activities	60%	600
Student Presentations	20%	200
Final Exam	20%	200
Total	100%	1,000

Sessio n 1	Sessio n 2	Sessio n 3	Sessio n 4	Sessio n 5	Sessio n 6	Sessio n 7	Sessio n 8	Sessio n 9	Sessio n 10	Sessio n 11	Sessio n 12	Presen- -tation 13	Final Exa m 14	Point s	Grad e
50	50	50	50	50	50	50	50	50	50	50	50	200	200	1,000	ABC

Course Grading Rubric		
Grade	Requirements	✓
A	Exams, portfolio, and exercises with zero errors.	
A-	Exams, portfolio, and exercises with less than 2 errors.	
B+	Exams, portfolio, and exercises with less than 4 errors.	
B	Exams, portfolio, and exercises with less than 6 errors.	
B-	Exams, portfolio, and exercises with less than 8 errors.	
C+	Exams, portfolio, and exercises with less than 10 errors.	
C	Exams, portfolio, and exercises with less than 12 errors.	
C-	Exams, portfolio, and exercises need additional tutoring or peer coaching	
NC	Students earn less than 700 points or miss more than 3 sessions.	
<p>The mission of Equip Biblical Institute is to bring glory to God by assisting local churches to equip believers of various cultures and languages to live and minister biblically based on the inerrant Word of God. This equipping includes building biblical knowledge, Christian character, and ministry skills. The goal is to provide preaching and teaching resources, intentional leadership development, disciple-making materials, Skype courses, YouTube videos, charts, notes, and visuals to pastors and churches around the world. EBI is equipping the next generation of pastors and leaders to multiply their influence by training leaders, creating videos, and writing books.</p>		
<p>EBI is a religious exempt school and not accredited by the U. S. Department of Education; however, EBI Associate degrees are transferable to Southern California Seminary and other schools based on the EBI-SCS articulation agreement.</p>		
<p>As students take each course, their brains will develop a multitude of new neural connections, increasing their ability to read with comprehension; make practical applications from what they are learning; and improve their communication, leadership, and writing skills.</p>		