






	<p>Equip Biblical Institute Church Planting * Team Leadership * Pastors Institute 2100 Greenfield Drive, El Cajon, CA 92019</p>		
Expository Preaching			
Professor:			
Training Center City:			
Semester and Year:			
<p>Course Description This course focuses on how to apply and teach the skills related to expository preaching. Topics include teaching to change lives, expository preaching, exposition, sermon preparation, communication, consecration, proclamation, comprehension, application, invitation, inculcation, motivation, worship, and evangelism. Students will create visual projects and applications for transformational discipleship and leadership.</p>			
<p>Course Design This 14-week course is designed to equip pastors, church planters, and next-generation leaders with Bible knowledge, Christian character, servant leadership, and disciple-making skills with the goal of life change. It addresses the learning styles of adults through active discussion, charts, visuals, Internet resources, team-building, and presentations. To ensure transfer of credit, changes to this course syllabus must be approved by both Equip Biblical Institute and Southern California Seminary. Over 1,200 leaders have completed EBI courses. <i>Suggestions for improving course design are appreciated.</i></p>			
<p>Required Textbooks</p>			
<ol style="list-style-type: none"> 1. <i>Jeremiah Study Bible</i>. Annotated by Dr. David Jeremiah. Worthy Publishing, 2013. CBD or 9781936034895 2. Dr. Stephen F. Olford and David L. Olford. <i>Anointed Expository Preaching</i>. Nashville, TN: B&B Academic, 2003. CBD 9780805431292 3. Dr. Timothy Keller. <i>Preaching: Communicating Faith in an Age of Skepticism</i>. New York, 2015. CBD 9780525953036 4. <i>Holman Illustrated Bible Dictionary</i>. Edited by Charles Draper. Nashville, TN: Holman Reference, 2003. CBD 9780805428360 			     
<p>Additional Books for Pastors, Leaders, and Advanced Students</p>			
<ol style="list-style-type: none"> 5. Dr. O. S. Hawkins. <i>Nelson's Annual Preacher's Sourcebook: Sermons and Outlines for Every Week</i>, vol. 2. Nashville: Thomas Nelson, 2012. CBD 9781401675714 6. Dr. Harold L. Willmington, <i>Willmington's Guide to the Bible</i>. Wheaton, IL: Tyndale House, 2011. CBD 9781414329710 7. <i>Holman Treasury of Key Bible Words: 200 Greek and 200 Hebrew Words</i>. Nashville, TN: Holman Reference, 2003. CBD 9780805493528 8. W. E. Vine. <i>Vine's Expository Dictionary of the Old & New Testament Words</i>. Nashville, TN: Thomas Nelson, 2003. CBD 9780785250531 			
<p>Professors – Click here to receive the Notes by email. The intent of this course is to equip you with the Word of God, to strengthen your character and integrity, and to develop your relational and servant-leadership skills for the glory of God.</p>			

Internet Resources

<http://www.shadowmountain.org/default.aspx?page=3300>
[4truth.net](#) * [bible.org](#) * [blueletterbible.org](#) * [carm.org/apologetics](#) *
[gotquestions.org](#) * [helpmewithbiblestudy.org](#) * [jeremiahstudybible.com](#) *
[leestobel.com](#) * [lifeway.com](#) * [ministrygrid.com](#) * [www.namb.net](#) *
[nextgenleader.net](#) * [sendnetwork.com](#) * [wayofthemaster.com](#)

Learning Outcomes

- The student who successfully completes this course will be able to implement 2 Timothy 2:2:
1. Apply and teach how to recognize the call of God.
 2. Apply and teach about the preacher and the Word of God.
 3. Apply and teach about the preacher and the work of God.
 4. Apply and teach about the preacher and exposition.
 5. Apply and teach about the preacher and sermon preparation.
 6. Apply and teach about the preacher and communication.
 7. Apply and teach about the preacher and application.
 8. Apply and teach about the preacher and invitation.
 9. Apply and teach about the preacher and motivation.
 10. Preach transformational expository sermons from the Epistles of the New Testament.
 11. Coach other leaders to develop Christian character through the consistent practice of personal revival, spiritual disciplines, the seven virtues, and our identity in Christ with the goal of transformational discipleship.

Methods of Instruction

Instruction emphasizes active learning, problem-based learning, project-based learning, presentation-based learning, team-based learning, reflection, discussion, interactive lecture, collaboration, visuals, term papers, and exams, with the goal of long-term and real-world learning that results in life-change and leadership skills. The major pedagogical premise of this course is that students should be treated like the servant-leaders they are becoming.

Dr. Gary C. Woods has served as the Bible Department Chairman and Registrar at Southern California Seminary. Dr. Woods has taught for Liberty University, Luther Rice Seminary, San Diego Christian College, and Southern California Seminary. He has a Doctor of Education in Technology and Learning from Alliant International University, a Master of Divinity in Missions from Southwestern Baptist Theological Seminary, and a Bachelor of Science in Cross-Cultural and Pastoral Ministry from Liberty University. He has served as a pastor and church planter with the North American Mission Board, and as an elected governing board member of GUHSD with over 20,000 high school students.



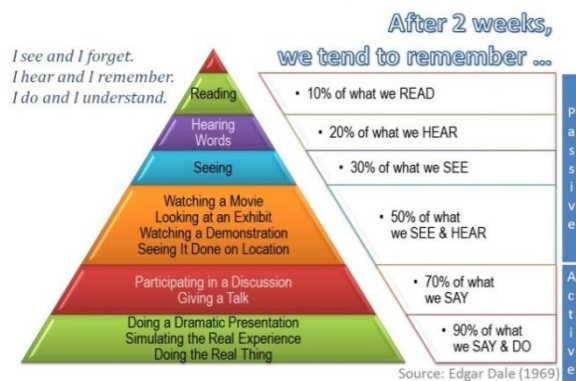
Accelerated Adult Learning Strategies

Authentic learning involves observation, interpretation, and application. The goal of *balanced instruction* is to address the learning strengths of adult learners, including verbal, visual, musical, logical, kinesthetic, reflective, interpersonal, natural, and spiritual. *Student-centered instruction* is most effective when it impacts the mind, will, and emotions.

TEAM-based Active Learning Principles

Students are encouraged to study in teams to develop application skills, leadership/relational skills, and presentations. Students are not to give answers to co-learners, but help them learn how to find the answers. **TEAM = Together Everyone Accomplishes More.**

The Cone of Learning



Student Requirements

First, answer the **questions** in the **portfolio** before class. This will assist student-leaders in focusing on core information and developing the time-on-task study skills and writing skills essential to effective learning and long-term memory. Each student must do his or her own work.

Second, maintain the **journal** in the portfolio. (1) What is God teaching you in this session? (2) How are you going to apply these concepts to your life, family, and ministry? (3) How can your church apply these concepts to making disciples and developing leaders? This will assist student-leaders in developing reflection, application, and decision-making skills essential to spiritual growth.

Third, participate in the **discussion** of the questions and applications in the portfolio during class. Through discussion students learn from one another and sharpen one another as iron sharpens iron. This will assist student-leaders in developing the relational, speaking, and creative/critical thinking skills essential to effective teaching and servant-leadership.

Fourth, preach an expository **sermon** from one of the Epistles of Paul. These messages can be supported by a chart, an outline, or PowerPoint presentation. This will assist student-leaders in developing their learning and teaching style skills essential to effective Christian communication, teaching, and preaching.

Fifth, preach an expository **sermon** from one of the General Epistles. These messages can be supported by a chart, an outline, or PowerPoint presentation. This will assist student-leaders in developing their learning and teaching style skills essential to effective Christian communication, teaching, and preaching.

Sixth, there is no **term paper** in this course.

Seventh, complete the **final exam** in the portfolio. This will assist student-leaders in developing long-term memory through multiple reviews of the core material and in focusing on transformational leadership and teaching skills. Week 14

Course Objective Is Life Change

Our mission is to bring glory to God by assisting local churches to equip believers to live and minister biblically based on the inerrant Word of God. This equipping includes Bible knowledge, Christian character, and ministry skills. The objective is to take student-leaders from where they are and move them to where they need to be. Students will learn how (1) to read with their brains; (2) to remember what they have read; (3) to sharpen their thoughts through journaling; (4) to speak effectively before others; (5) to work as learning teams of leaders; and (6) to apply biblically what they are learning to life, family, and ministry.

Accelerated Adult Learning Techniques

Adults learn in unique ways and so this course incorporates multiple learning styles. According to the **Cone of Learning**, writing, discussing, and applying concepts are the keys to accelerated adult learning. The portfolio is foundational to learning because students remember more of what they write, discuss, and apply. By applying these principles of champion learners, students will experience transformational growth. Welcome to the accelerated disciple-making process!

Session	Date	Professor Responsibilities	Student Responsibilities
1		<p>The Call of God The Word of God The Life of God</p> <p>Go over this syllabus and the portfolio. Preview the study guides for the exams. Discuss the appendix. Discuss portfolio questions and journal applications. Demonstrate how to get the most out of the Topical Index in the <i>Jeremiah Study Bible</i>, the <i>Holman Illustrated Bible Dictionary</i>, and the textbooks. Group activity: Create a visual summary or mind-map of one of these chapters. Review in class: Websites and YouTube videos of Dr. Kent Hughes, Dr. David Jeremiah, Dr. Timothy Keller, Dr. Stephen F. Olford, Dr. Andy Stanley, Dr. Chuck Swindoll, and Dr. Rick Warren. It is imperative that professors help students improve their transformational preaching and application skills through coaching, feedback, encouragement, examples, and rubrics. These are the crucial learning skills. Go over the Transformational Discipleship Covenant.</p>	<ul style="list-style-type: none"> <input type="checkbox"/> Print 341 Expository Preaching portfolio and notes. <input type="checkbox"/> Pay the honorarium to the director. <input type="checkbox"/> Skim the textbooks and be prepared to discuss how these books are unique as learning tools. <input type="checkbox"/> Study chapters 1-3 in <i>Anointed Expository Preaching</i>. <input type="checkbox"/> Study the introduction and prologue in <i>Preaching: Communicating Faith</i>. <input type="checkbox"/> Explore the resources in the Topical Index of the <i>Jeremiah Study Bible</i> or at www.jeremiahstudybible.com. <input type="checkbox"/> Explore the websites and YouTube videos of Dr. Kent Hughes, Dr. David Jeremiah, Dr. Timothy Keller, Dr. Stephen F. Olford, Dr. Andy Stanley, Dr. Chuck Swindoll, and Dr. Rick Warren. <input type="checkbox"/> Explore preaching resources on this topic at www.pastors.com and www.theopedia.com/. <input type="checkbox"/> Type the answers to the portfolio questions and journal applications in preparation for the discussion and group activity. <input type="checkbox"/> Begin writing the expository sermon. <input type="checkbox"/> Read <i>The Baptist Faith and Message</i> in Resources at http://www.sbc.net. <input type="checkbox"/> Share what you are learning with three apprentice disciples.
2		<p>The Man of God The Work of God</p> <p>Welcome guests and encourage students to share what they have learned so far. Discuss portfolio questions and applications. Coach students on how to improve their transformational expository preaching in class. Group activity: Create a visual summary or mind-map of one of these chapters. Remind students that as ambassadors and co-laborers with Christ and ministers of reconciliation, it is our</p>	<ul style="list-style-type: none"> <input type="checkbox"/> Study chapters 4-5 in <i>Anointed Expository Preaching</i>. <input type="checkbox"/> Study chapter 1 in <i>Preaching: Communicating Faith</i>. <input type="checkbox"/> Explore websites and YouTube videos on expository preaching to share with the class. <input type="checkbox"/> Type the answers to the portfolio. <input type="checkbox"/> Work on the expository sermon. <input type="checkbox"/> Review the study guide. <input type="checkbox"/> Make or update a reach list of every nonbeliever that you know. <input type="checkbox"/> Go on an evangelistic visit during the course with your pastor, deacon, church leader, Sunday school worker, or friend.

Session	Date	Professor Responsibilities	Student Responsibilities
		privilege and duty to proclaim the transformational Word of God in the power of the Holy Spirit.	<ul style="list-style-type: none"> <input type="checkbox"/> Share what you are learning with your apprentice disciples. <input type="checkbox"/> Invite friends and apprentice disciples to see how the course works.
3		<p>Exposition Selecting the Passage Discuss portfolio questions and applications. Coach students on how to improve their transformational expository preaching in class. Group activity: Create a visual summary or mind-map of one of these chapters.</p>	<ul style="list-style-type: none"> <input type="checkbox"/> Study chapters 6-7 in <i>Anointed Expository Preaching</i>. <input type="checkbox"/> Study chapter 2 in <i>Preaching: Communicating Faith</i>. <input type="checkbox"/> Explore websites and YouTube videos on expository preaching to share with the class <input type="checkbox"/> Type the answers to the portfolio. <input type="checkbox"/> Work on the expository sermon. <input type="checkbox"/> Review the study guide. <input type="checkbox"/> Pray for those on your reach list. <input type="checkbox"/> Share what you are learning with three apprentice disciples.
4		<p>Investigating the Passage Organizing the Message Discuss portfolio questions and applications. Coach students on how to improve their transformational expository preaching in class. Group activity: Create a visual summary or mind-map of one of these chapters.</p>	<ul style="list-style-type: none"> <input type="checkbox"/> Study chapters 8-9 in <i>Anointed Expository Preaching</i>. <input type="checkbox"/> Study chapter 3 in <i>Preaching: Communicating Faith</i>. <input type="checkbox"/> Explore websites and YouTube videos on expository preaching to share with the class <input type="checkbox"/> Type the answers to the portfolio. <input type="checkbox"/> Work on the expository sermon. <input type="checkbox"/> Review the study guide. <input type="checkbox"/> Pray for those on your reach list. <input type="checkbox"/> Share what you are learning with three apprentice disciples.
5		<p>Finalizing the Message Communicating the Message Discuss portfolio questions and applications. Coach students on how to improve their transformational expository preaching in class. Group activity: Create a visual summary or mind-map of one of these chapters.</p>	<ul style="list-style-type: none"> <input type="checkbox"/> Study chapters 10-11 in <i>Anointed Expository Preaching</i>. <input type="checkbox"/> Study chapter 4 in <i>Preaching: Communicating Faith</i>. <input type="checkbox"/> Explore websites and YouTube videos on expository preaching to share with the class <input type="checkbox"/> Type the answers to the portfolio. <input type="checkbox"/> Work on the expository sermon. <input type="checkbox"/> Review the study guide. <input type="checkbox"/> Pray for those on your reach list. <input type="checkbox"/> Share what you are learning with three apprentice disciples.
6		<p>The Preacher's Consecration The Preacher's Proclamation</p>	<ul style="list-style-type: none"> <input type="checkbox"/> Study chapters 12-14 in <i>Anointed Expository Preaching</i>.

Session	Date	Professor Responsibilities	Student Responsibilities
		<p>The Preacher's Comprehension Discuss portfolio questions and applications. Coach students on how to improve their transformational expository preaching in class. Group activity: Create a visual summary or mind-map of one of these chapters. Review for the midterm exam.</p>	<ul style="list-style-type: none"> <input type="checkbox"/> Study chapter 5 in <i>Preaching: Communicating Faith</i>. <input type="checkbox"/> Explore websites and YouTube videos on expository preaching to share with the class <input type="checkbox"/> Type the answers to the portfolio. <input type="checkbox"/> Work on the expository sermon. <input type="checkbox"/> Review the study guide. <input type="checkbox"/> Pray for those on your reach list. <input type="checkbox"/> Share what you are learning with three apprentice disciples.
7		<p>The Preacher's Application The Preacher's Invitation Discuss portfolio questions and applications. Coach students on how to improve their transformational expository preaching in class. Group activity: Create a visual summary or mind-map of one of these chapters.</p>	<ul style="list-style-type: none"> <input type="checkbox"/> Study chapters 15-16 in <i>Anointed Expository Preaching</i>. <input type="checkbox"/> Study chapter 6 in <i>Preaching: Communicating Faith</i>. <input type="checkbox"/> Explore websites and YouTube videos on expository preaching to share with the class <input type="checkbox"/> Type the answers to the portfolio. <input type="checkbox"/> Work on the expository sermon. <input type="checkbox"/> Review the study guide. <input type="checkbox"/> Pay for textbooks for the next courses. <input type="checkbox"/> Share what you are learning with three apprentice disciples.
8		<p>Expository Sermon Lab 1 Preach the first expository sermon manuscript based on a passage in one of Paul's Epistles. Discuss and evaluate sermons using the textbook and Expository Preaching Checklist.</p>	<ul style="list-style-type: none"> <input type="checkbox"/> Type an expository sermon on a passage in one of Paul's Epistles. <input type="checkbox"/> Work on the expository sermon. <input type="checkbox"/> Practice preaching. <input type="checkbox"/> Review study guide. <input type="checkbox"/> Pray with people on your reach list. <input type="checkbox"/> Share what you are learning with your apprentice disciples <input type="checkbox"/> Invite your friends and apprentice disciples to see how the course works.
9		<p>Expository Sermon Lab 1 (Cont.) Preach the first expository sermon manuscript based on a passage in one of Paul's Epistles. Discuss and evaluate sermons using the textbook and Expository Preaching Checklist.</p>	<ul style="list-style-type: none"> <input type="checkbox"/> Type an expository sermon manuscript on a passage in 1 or 2 Corinthians. <input type="checkbox"/> Work on the expository sermon. <input type="checkbox"/> Practice preaching. <input type="checkbox"/> Review study guide. <input type="checkbox"/> Pray with people on your reach list. <input type="checkbox"/> Share what you are learning with your apprentice disciples <input type="checkbox"/> Invite your friends and apprentice

Session	Date	Professor Responsibilities	Student Responsibilities
			disciples to see how the course works.
10		<p>The Preacher's Conservation The Preacher's Inculcation Discuss portfolio questions and applications. Coach students on how to improve their transformational expository preaching in class. Group activity: Create a visual summary or mind-map of one of these chapters.</p>	<ul style="list-style-type: none"> <input type="checkbox"/> Study chapters 17-18 in <i>Anointed Expository Preaching</i>. <input type="checkbox"/> Study chapter 7 in <i>Preaching: Communicating Faith</i>. <input type="checkbox"/> Explore websites and YouTube videos on expository preaching to share with the class <input type="checkbox"/> Type the answers to the portfolio. <input type="checkbox"/> Work on the expository sermon. <input type="checkbox"/> Review the study paper. <input type="checkbox"/> Review the study guide. <input type="checkbox"/> Let your light shine by doing acts of kindness for people on your list. <input type="checkbox"/> Share what you are learning with your apprentice disciples.
11		<p>The Preacher's Motivation Conclusion and Appendices Worship Music Evangelism Discuss portfolio questions and applications. Coach students on how to improve their transformational expository preaching in class. Group activity: Create a visual summary or mind-map of one of these chapters.</p>	<ul style="list-style-type: none"> <input type="checkbox"/> Study chapters 19-20 and Appendices in <i>Anointed Expository Preaching</i>. <input type="checkbox"/> Study appendix in <i>Preaching: Communicating Faith</i>. <input type="checkbox"/> Explore websites and YouTube videos on expository preaching to share with the class <input type="checkbox"/> Type the answers to the portfolio. <input type="checkbox"/> Work on the expository sermon. <input type="checkbox"/> Review the study paper. <input type="checkbox"/> Review the study guide. <input type="checkbox"/> Let your light shine by doing acts of kindness for people on your list. <input type="checkbox"/> Share what you are learning with your apprentice disciples.
12		<p>Expository Sermon Lab 2 Preach the second expository sermon manuscript based on a passage in one of the General Epistles. Discuss and evaluate sermons using the textbook and Expository Preaching Checklist.</p>	<ul style="list-style-type: none"> <input type="checkbox"/> Type an expository sermon manuscript on a passage in one of the General Epistles. <input type="checkbox"/> Work on the expository sermon. <input type="checkbox"/> Practice preaching. <input type="checkbox"/> Review study guide. <input type="checkbox"/> Invite someone on your list to come with you to small group or church. <input type="checkbox"/> Share what you are learning with your apprentice disciples.
13		<p>Expository Sermon Lab 2 (Cont.) Preach the second expository sermon</p>	<ul style="list-style-type: none"> <input type="checkbox"/> Type an expository sermon manuscript on a passage in one of

Session	Date	Professor Responsibilities	Student Responsibilities
		<p>manuscript based on a passage in one of the General Epistles. Discuss and evaluate sermons using the textbook and Expository Preaching Checklist.</p>	<p>the General Epistles.</p> <ul style="list-style-type: none"> <input type="checkbox"/> Work on the expository sermon. <input type="checkbox"/> Practice preaching. <input type="checkbox"/> Review study guide. <input type="checkbox"/> Share what you are learning with three apprentice disciples.
14		<p>Final Exam and Course Evaluation Give final exam. Collect completed portfolio for review. Students will debrief by sharing how they are using and sharing what they have learned. Discuss how to recruit students who would benefit from the EBI leadership training program. Distribute the textbooks, syllabi, portfolios, notes, and promotional materials for the next course. Time of fellowship.</p>	<ul style="list-style-type: none"> <input type="checkbox"/> Review the study guide for the final exam. <input type="checkbox"/> Complete the portfolio. <input type="checkbox"/> Share and/or email your revised sermons to pastors, deacons, small-group leaders, and your apprentice disciples in order to multiply your ministry in obedience to 2 Timothy 2:2-3. <input type="checkbox"/> Learning is about teaching others. Pass on the baton of transformational discipleship by sharing what you are learning.

EBI holds to *The Baptist Faith and Message*. The inclusion of articles, books, or external links in this course does not imply that the opinions expressed represent the official position of EBI.

Webliography

1. Alternative articles http://www.oneplace.com/Ministries/The_Alternative/Article_Archives.asp
2. Apologetics 4Truth www.4truth.net
3. Bible.org <http://www.bible.org>
4. Bible Bulletin Board <http://www.biblebb.com/>
5. Bible History <http://www.bible-history.com/>
6. Bible Land Photos <http://bibleplaces.com/>
7. Bible Study Resources www.bible.org
8. Bible study tools <http://www.biblestudytools.net/>
9. Blue Letter Bible Study Tools/Charts <http://www.blueletterbible.org/study/>
10. Christian Apologetics & Research Ministry <http://carm.org/>
11. Christian Classics Ethereal Library "World Wide Study Bible" <http://www.ccel.org/wwsb/>
12. Church Starting <http://www.churchstarting.net>
13. Crosswalk Articles <http://www.crosswalk.com/>
14. David Jeremiah <http://www.davidjeremiah.org/>
15. E-sword.net Bible study tools <http://www.e-sword.net/>
16. Ed Stetzer <http://www.newchurches.com/>
17. Focus on the Family <http://www.focusonthefamily.org>
18. Got Questions <http://www.gotquestions.org/>
19. Holy Land Photos <http://www.holylandphotos.org/>
20. Injoy.com pastoral leadership articles <http://www.injoy.com/>
21. Institute of Strategic Evangelism <http://bgc.gospelcom.net/ise/links.html>
22. Jeremiah Study Bible Online Content <http://www.JeremiahStudyBible.com>

23. Leading from your Strengths <http://www.leadingfromyourstrengths.com/>
24. Leadership Journal Past Issues <http://www.christianitytoday.com/le/issues/>
25. Leadership U <http://www.leaderu.com/menus/ministry.html>
26. Leadership Wired <http://www.injoy.com/newsletters/subscribe.asp>
27. LifeWay.com church planting articles <http://www.lifeway.com>
28. LifeWay Ministry Grid – Training made simple <http://www.ministrygrid.com/guest-home>
29. Lumina Bible study tool <https://lumina.bible.org/bible/Matthew+1>
30. Malphurs Group <http://www.malphursgroup.com>
31. Moody Magazine articles <http://www.moodymagazine.com>
32. NAMB Video <http://www.namb.net/video/>
33. Need Him <http://www.needhim.org/>
34. New Churches <http://www.newchurches.com/>
35. New Testament Summary http://www.bible.org/page.asp?page_id=2076
36. North American Mission Board <http://www.namb.net>
37. Old Testament Gateway <http://www.otgateway.com/>
38. Old Testament Survey http://www.bible.org/series.asp?series_id=76
39. On Mission to Share Jesus <http://www.namb.net>
40. One Place Articles <http://www.oneplace.com/articles/>
41. Online Bible links <http://www.onlinebible.net/links.html>
42. Pastors.com subscription <http://www.pastors.com/aboutus/>
43. Pastors.com ministry articles <http://www.pastors.com/articles/>
44. Send North America http://www.namb.net/Send_North_America_Video/
45. Send Network church planters <http://sendnetwork.com/>
46. Turning Point Articles <http://www.turningpointradio.org/>
47. Way of the Master Explore <http://www.wayofthemaster.com/>

Holman Bibliography

- Apologetics Study Bible*. Annotated by Ted Cabal, Chuck Colson, and Norm Geisler. Nashville, TN: Holman Bible, 2007. 9781586400248
- HCSB Study Bible*. Annotated. Nashville, TN: Holman Bible.
- Holman Book of Biblical Charts, Maps, and Reconstructions*. Edited by Marsha A. Ellis Smith. Nashville, TN: Holman Reference, 1993. 9781558193598
- Holman Concise Bible Commentary*. Edited by David S. Dockery. Nashville, TN: Holman Reference, 2011. 9780805495461
- Holman Guide to Interpreting the Bible*. Edited by David S. Dockery and George Guthrie. Nashville, TN: Holman Reference, 2004. 9780805428582
- Holman Illustrated Bible Dictionary*. Edited by Charles W. Draper and Chad Brand. Nashville, TN: Broadman & Holman, 2003. 9780805428360
- Holman Old Testament Commentary*. Edited by Max E. Anders. Nashville, TN: Holman Reference, 2002.
- Holman New Testament Commentary*. Edited by Max E. Anders. Nashville, TN: Holman Reference, 2002.
- Holman QuickSource Bible Atlas*. Edited by Holman. Nashville, TN: Holman Reference, 2011. 9780805495645
- Holman QuickSource Guide to Christian Apologetics*. Edited by Doug Powell. Nashville, TN: Holman Reference, 2006. 9780805494600
- Holman QuickSource Guide to Understanding Creation*. Edited by Mark Whorton and Hill Roberts. Nashville, TN: Holman Reference, 2008. 9780805494860
- Holman Treasury of Key Bible Words: 200 Greek and 200 Hebrew Words Defined and Explained*. Edited by Dr. Eugene Carpenter and Dr. Philip Comfort. Nashville, TN: Holman Reference,

2000. 9780805493528

New American Commentary. Edited by Kenneth A. Mathews and David S. Dockery. Nashville, TN: Holman Reference, 2002.

Course Bibliography

Anders, Max E. *30 Days to Understanding the Christian Life*. Nashville, TN: Thomas Nelson, 1998.

Anders, Max E. *30 Days to Understanding what Christians Believe*, 2nd ed. Nashville, TN: Thomas Nelson, 1998.

Bailey, E. K., and Warren W. Wiersbe. *Preaching in Black and White: What We Can Learn from Each Other*. Grand Rapids, MI: Zondervan, 2003.

Barnett, Paul. *Behind the Scenes of the New Testament*. Downers Grove, IL: InterVarsity Press, 1990.

Benware, Paul N. *Survey of the Old Testament*. Chicago: Moody, 2004.

Benware, Paul N. *Survey of the New Testament*. Chicago: Moody, 2004.

Borland, James A. *Christ in the Old Testament*. Chicago, IL: Moody, 1978. 0802413919

Braga, James. *How to Prepare Bible Messages: A Manual on Homiletics for Bible Students*. Portland, OR: Multnomah, 1969.

Brown, H. C., H. Gordon Clinard, and Jesse J. Northcutt. *Steps to the Sermon*. Nashville, TN: Broadman, 1963.

Chan, Francis. *Multiply: Disciples Making Disciples*. Colorado Springs: David C Cook, 2012.

Eade, Alfred Thompson. *The Expanded Panorama Bible Study Course*. Grand Rapids, MI: Revell, 1961.

Enns, Paul. *The Moody Handbook of Theology*. Chicago, IL: Moody, 1989.

Evans, William. *The Great Doctrines of the Bible*, 2nd ed. Chicago, IL: Moody, 1974

Falwell, Jerry, Edward E. Hindson, and Woodrow M. Kroll, eds. *Liberty Bible Commentary*. Nashville, TN: Thomas Nelson, 1983.

Fish, Roy J. *Giving a Good Invitation*. Nashville, TN: Broadman, 1974.

Geisler, Norman, and William E. Nix. *A General Introduction to the Bible*. Chicago, IL: Moody, 1986.

Gregory, Joel. C. *Gregory's Sermon synopses: 200 Expanded Summaries*. Broadman Press, 1991.

Hall, E. Eugene, and James L. Heflin. *Proclaim the Word! The Bases of Preaching*. Nashville, TN: Broadman, 1985.

Harrison, Everett F. *Introduction to the New Testament*. Grand Rapids, MI: Wm. B. Eerdmans, 1964.

Hawkins, O.S. . *Nelson's Annual Preacher's Sourcebook: Sermons and Outlines for Every Week*, vol. 2. Nashville: Thomas Nelson, 2012.

Hayden, Eric W. *Preaching through the Bible*. Grand Rapids, MI: Zondervan, 1964.

Hendricks, Howard G. *Teaching to Change Lives: Seven Proven Ways to Make Your Teaching Come Alive*. Sisters, OR: Multnomah, 2003.

Hendricks, Howard, and William Hendricks. *Living by the Book*, 2nd ed. Chicago: Moody, 2007.

Hester, H. I. *The Heart of the New Testament*. Liberty, MO: Quality Press, 1963.

Hicks, H. Beecher. *Preaching through a Storm: Confirming the Power of Preaching in the Tempest of Church Conflict*. Grand Rapids, MI: Zondervan, 1987.

Hawkins, O. S. *Nelson's Annual Preacher's Sourcebook: Sermons and Outlines for Every Week*, vols. 1-4. Nashville: Thomas Nelson, 2012. 9781401675714

Hindson, Ed. *The Essence of the Old Testament: A Survey*. Nashville, TN: B&H Academic, 2012.

Hindson, Ed. *The Essence of the New Testament: A Survey*. Nashville, TN: B&H Academic, 2012.

Jensen, Irving L. *Jensen's Survey of the Old Testament*. Chicago, IL: Moody, 1978.

Johnston, Graham. *Preaching to a Postmodern World: A Guide to Reaching Twenty-First Century Listeners*. Grand Rapids, MI: Baker, 2001.

Keller, Timothy. *Preaching: Communicating Faith in an Age of Skepticism*. New York, 2015.

- Kroll, Woodrow Michael. *Prescription for Preaching*. Grand Rapids, MI: Baker, 1980.
- LaHaye, Tim. *How to Study the Bible for Yourself*. Harvest House, 2006.
- Lewis, Ralph L., and Gregg Lewis. *Inductive Preaching: Helping People Listen*. Westchester: Crossway, 1983.
- Livingstone Corporation. *The A to Z Guide to Bible Application: A Resource for Applying the Bible to Everyday Life*. Wheaton, IL: Tyndale House, 1996.
- Lloyd-Jones, D. Martyn. *Preaching and Preachers*. Grand Rapids, MI: Zondervan, 1971.
- Lockridge, S. M. *That's My King!* http://wow-video.ru/view.php?video=yX_7j32zgNw&feature=youtube_gdata&title=That%27s+My+King%21+-+SM+Lockridge
- McGee, J. Vernon. *Thru the Bible 1-5* (5-volume set). Nashville, TN: Thomas Nelson, 1990.
- Olford, Stephen F., and David L. Olford. *Anointed Expository Preaching*. Nashville, TN: B&B Academic, 2003
- Robinson, Haddon W. *Biblical Preaching: The Development and Delivery of Expository Messages*, 2nd ed. Grand Rapids, MI: Baker, 2001.
- Robinson, Haddon W. *Biblical Sermons: How Twelve Preachers Apply the Principles of Biblical Preaching*. Grand Rapids, MI: Baker, 1997.
- Robinson, Haddon W., and Scott M. Gibson. *Making a Difference in Preaching*. Grand Rapids, MI: Baker, 2002.
- Robinson, Haddon W., and Torrey W. Robinson. *It's All in How You Tell It: Preaching First-Person Expository Messages*. Grand Rapids, MI: Baker, 2003.
- Quayle, William A., and Warren W. Wiersbe. *The Pastor-Preacher*. Grand Rapids, MI: Baker, 1979.
- Stedman, Ray C.. *Adventuring through the Bible: A Comprehensive Guide to the Entire Bible*. Grand Rapids, MI: Discovery House, 2005
- Stevenson, Dwight E., and Charles F. Diehl. *Reaching People from the Pulpit: A Guide to Effective Sermon Delivery*. Grand Rapids, MI: Baker, 1958.
- Swindoll, Charles R. *A Look at the Book: Traveling the Original Route 66 Study Guide*. Dallas, TX: Word, 1996.
- Swindoll, Charles R., and Gary Matlack. *God's Masterwork, Vol. 1: Genesis through Chronicles*. Dallas, TX: Word, 1996. 0849987385
- Swindoll, Charles R., and Gary Matlack. *God's Masterwork, Vol. 2: Ezra through Daniel*. Dallas, TX: Word, 1997. 0849987393
- Swindoll, Charles R., and Gary Matlack. *God's Masterwork, Vol. 3: Hosea through Malachi*. Dallas, TX: Word, 1997. 0849987407
- Swindoll, Charles R. *A Look at the Book: Traveling the Original Route 66 Study Guide*. Dallas, TX: Word, 1996. 0849984947
- Swindoll, Charles R., and Gary Matlack. *God's Masterwork, Vol. 4: Matthew through 1 Thessalonians*. Dallas, TX: Word, 1997. 0849987415
- Swindoll, Charles R., and Gary Matlack. *God's Masterwork, Vol. 5: 2Thessalonians through Revelation*. Dallas, TX: Word, 1997.
- Towns, Elmer. *Foundational Doctrines of the Faith: Knowing What We Believe--and Why*. Lynchburg, VA: Church Growth Institute, 1992.
- Vines, Jerry. *A Guide to Effective Sermon Delivery*. Chicago, IL: Moody, 1999.
- Vines, Jerry, and Jim Saddix. *Power in the Pulpit: How to Prepare and Deliver Expository Sermons*. Chicago, IL: Moody, 1999.
- Walvoord, John F., and Roy B. Zuck. *The Bible Knowledge Commentary: Old Testament*. Wheaton, IL: Victor Books, 1985.
- Walvoord, John F., and Roy B. Zuck. *The Bible Knowledge Commentary: New Testament*. Wheaton, IL: Victor Books, 1985.

- Wiersbe, Warren W. *Listening to the Giants: A Guide to Good Reading and Great Preaching*. Grand Rapids, MI: Baker, 1980.
- Wiersbe, Warren W. *Preaching and Teaching with Imagination: The Quest for Biblical Ministry*. Grand Rapids, MI: Baker, 1994.
- Wiersbe, Warren W. *Walking with the Giants: A Minister's Guide to Good Reading and Great Preaching*. Grand Rapids, MI: Baker, 1976.
- Wiersbe, Warren W. *Wiersbe Bible Commentary: Old Testament*. Colorado Springs, CO: David C. Cook, 2007.
- Wiersbe, Warren W. *Wiersbe Bible Commentary: New Testament*. Colorado Springs, CO: David C. Cook, 2007.
- Wilkinson, Bruce, and Kenneth Boa. *Talk Thru the Bible*. Nashville, TN: Thomas Nelson, 2005.
- Willmington, Harold L. *Willmington's Bible Handbook*. Wheaton, IL: Tyndale House, 1997.
- Willmington, Harold L. *Willmington's Guide to the Bible*. Wheaton, IL: Tyndale House, 2011.
- Willis, Wesley, Elaine Wesley, John Master, and Janet Master, eds. *Basic Theology Applied: A Practical Application of Basic Theology*. Wheaton, IL: Victor, 1995.
- Zuck, Roy B., ed. *A Biblical Theology of the New Testament*. Chicago, IL: Moody, 1994.
- Zuck, Roy B., ed. *A Biblical Theology of the Old Testament*. Chicago, IL: Moody, 1991.

Transfer of Credits to Southern California Seminary

Attendance Policy

Attending class on time is important to receive the most out of the course. Entering class late disrupts the learning process of all students. Students are permitted three absences for a 14-week semester course. For the semester (28 classroom hours plus 68 homework hours) courses, more than 10 minutes late is a *tardy*; more than 20 minutes late is an *absence*. Two tardies count as one absence. **College credit cannot be transferred to Southern California Seminary when a student misses four or more class sessions.** A grade of NC (No Credit) will be recorded when a student misses four sessions, does not complete coursework on time, or earns less than 700 points.

Class Time and Homework Policy

To transfer credits to Southern California Seminary, **each 2-unit course must include at least 28 hours of class time discussion and 68 hours of portfolio homework during the 14-week semester.** Courses with less than 28 hours of class time do not meet EBI requirements. Since "time plus focus equals learning," increased classroom time and active learning result in increased learning—and learning is the key to leadership and service. Courses start the first week of January, May, and September. For maximum learning, **it is recommended that working students take 2 courses per semester or 6 courses per year.**

Late Work Policy

Completing work on time is an important habit for leaders to develop. Homework should be completed weekly before the class discussion and application. The grade for work that is between 1 and 7 days late is lowered by 20%. **Work that is over 7 days late will not be accepted.** Professors are to send to the EBI offices the grade sheet within 15 days of the end of each course so that transcripts can be updated each semester.

Portfolio and Sermon Manuscript Policy

To graduate or transfer credits from Equip Biblical Institute to Southern California Seminary, **students must present a complete portfolio of their course work.** The portfolio consists of the questions, journal applications and reflections, sermon manuscripts, and exams for each course. Upon successful completion of the Associate of Biblical Studies, students may transfer **60-66 units** into the Bachelor of Arts in Biblical Studies degree. If the portfolio for a course is not complete, the credits may not be transferable. Portfolios must be completed individually—not as couples. Answers to portfolio questions are subjective, so each student must do his or her own work.

Sermon Manuscript Policy

As part of the EBI-SCS Articulation Agreement and to facilitate transfer of degrees to other schools, professors need to submit the sermon manuscripts of “A” students by email to the registrar at gwoods@socalsem.edu.

Grade Scale

Grade	Percent	Points
A	= 95-100%	950-1,000
A-	= 90-94%	900-949
B+	= 87-89%	870-899
B	= 84-86%	840-869
B-	= 80-83%	800-839
C+	= 77-79%	770-799
C	= 74-76%	740-769
C-	= 70-73%	700-739
NC	= Below 70%	0-699



Student Evaluation

	Percent	Points
Portfolio/Group Activities.....	45%	450
Sermon Lab 1 plus Manuscript	15%	150
Sermon Lab 2 plus Manuscript	20%	200
Final Exam.....	20%	200
Total.....	100%	1,000

Session 1	Session 2	Session 3	Session 4	Session 5	Session 6	Session 7	Sermon Lab 8-9	Session 10	Session 11	Sermon Lab 12-13	Final Exam 14	Points	Grade
50	50	50	50	50	50	50	150	50	50	200	200	1,000	ABC

Course Grading Rubric		
Grade	Requirements	✓
A	Exams, portfolio, sermon, and the sermon manuscript with zero errors.	
A-	Exams, portfolio, sermon, and the sermon manuscript with 1 or 2 errors.	
B+	Exams, portfolio, sermon, and the sermon manuscript with 3 or 4 errors.	
B	Exams, portfolio, sermon, and the sermon manuscript with 5 or 6 errors.	
B-	Exams, portfolio, sermon, and the sermon manuscript with 7 or 8 errors.	
C+	Exams, portfolio, sermon, and the sermon manuscript with 9 or 10 errors.	
C	Exams, portfolio, and sermon are completed with only a few errors.	
C-	Exams, portfolio, and sermon need individual assistance or peer coaching.	
NC	Students earn less than 700 points or miss more than 3 sessions.	
<p>It is possible to earn a “C” without writing a sermon manuscript, but it is necessary to write a sermon manuscript to earn an “A” or “B.” Writing clarifies one’s thoughts and is a key skill for an effective leader. Students should use the sermon rubric, sample sermon, and type-over template to write their expository sermons. It is important that professors help students improve and develop their transformational preaching skills.</p>		
<p>Writing is one of the most important skills that a leader can develop. As part of the academic agreement with Southern California Seminary, to earn an “A” students are required to email or mail a copy of their sermon manuscript work to the registrar. The goal is to catch students doing something right and affirm them. The objective is to recognize and analyze the best sermon manuscripts and to prepare next-generation leaders for university level education by helping them improve their writing skills, thinking skills, and leadership skills.</p>		
<p>The mission of Equip Biblical Institute is to bring glory to God by assisting local churches to equip believers of various cultures and languages to live and minister biblically based on the inerrant Word of God. This equipping includes building biblical knowledge, Christian character, and ministry skills. The goal is to provide preaching and teaching resources, intentional leadership development, disciple-making materials, Skype courses, YouTube videos, charts, notes, and visuals to pastors and churches around the world. EBI is equipping the next generation of pastors and leaders to multiply their influence by training leaders, creating videos, and writing books.</p>		
<p>EBI is a religious exempt school and not accredited by the U. S. Department of Education; however, EBI Associate degrees are transferable to Southern California Seminary and other schools based on the EBI-SCS articulation agreement.</p>		
<p>As students take each course, their brains will develop a multitude of new neural connections, increasing their ability to read with comprehension; make practical applications from what they are learning; and improve their communication, leadership, and writing skills.</p>		