

	<p>Equip Biblical Institute</p> <p>Church Planting * Team Leadership * Pastors Institute</p> <p>2100 Greenfield Drive, El Cajon, CA 92019</p>	
---	---	---

Everyday Evangelism

Professor:

Training Center City:

Semester and Year:

Course Description




This course focuses on how to witness and make disciples. Topics include connecting and caring, the grace of God, the gospel of God, the condition of man, the power of your story, God and Christ, understanding faith, the making of a mentor, divine appointments, the value of servanthood, and multiplication of leadership and character development. Students will share their faith and create visual projects and applications for transformational discipleship and leadership. **Contact your Director of Missions for an instructor.**

Course Design

This 14-week course is designed to equip pastors, church planters, and next-generation leaders with Bible knowledge, Christian character, servant leadership, and disciple-making skills with the goal of life change. It addresses the learning styles of adults through active discussion, charts, visuals, Internet resources, team-building, and presentations. To ensure transfer of credit, changes to this course syllabus must be approved by both Equip Biblical Institute and Southern California Seminary. Over 1,200 leaders have completed EBI courses. *Suggestions for improving course design are appreciated.*

Required Textbooks

1. *The Evidence Bible: Irrefutable Evidence for the Thinking Mind.* Annotated by Kirk Cameron and Ray Comfort. Gainesville, FL: Bride-Logos, 2003. [CBD](#) 9780882709055
2. Dr. D. James Kennedy. *Everyday Evangelism EV2 Student Workbook and Learning Cards.* <https://evangelismexplosion.org/store/>
3. Dr. D. James Kennedy. *Evangelism Explosion*, 4th ed. Tyndale House, 1996. [CBD](#) 9780842307642
4. Scott Dawson. *The Complete Evangelism Guidebook*, 2nd ed. Grand Rapids, MI: Baker, 2008. [CBD](#) 9780801071850



Additional Books for Pastors, Leaders, and Advanced Students

5. *Apologetics Study Bible for Students.* Holman Christian Standard Bible. Notes by Sean McDowell. Nashville, TN: Holman, 2010. [CBD](#) 9781433614835
6. Dr. Norman Geisler and Dr. David Geisler. *Conversational Evangelism: Connecting with People to Share Jesus.* Eugene, OR: Harvest House, 2014. [CBD](#) 9780736950831

Internet Resources

4truth.net * bible.org * carm.org/apologetics * www.eeinternational.org * gotquestions.org * leestrobels.com * wayofthemaster.com

Professors – [Click here to receive the Notes by email.](#) The intent of this course is to equip you with the Word of God, to strengthen your character and integrity, and to develop your relational and servant-leadership skills for the glory of God.

Learning Outcomes

- The student who successfully completes this course will be able to implement 2 Timothy 2:2:
1. Apply and equip others to share your faith in everyday situations.
 2. Apply and equip others to connect and care for people.
 3. Apply and teach others how to apply the grace of God.
 4. Apply and equip others how to share the gospel.
 5. Apply and teach others how to share your story.
 6. Apply and teach others how to become a mentor of leaders by being a servant of all.
 7. Apply and teach others to apply evangelistic insights based on *Everyday Evangelism*.
 8. Apply and teach the evangelistic insights based on *The Evidence Bible* or *The Apologetics Bible*.
 9. Apply and disciple others on reaching the lost for Christ based on the *Complete Evangelism Guidebook*.
 10. Report on at least 5 evangelistic visits made for their church.
 11. Coach other leaders to develop Christian character through our identity in Christ, gratitude for the Gospel, the spiritual disciplines, personal revival, the fruit of the Spirit, and the seven virtues with the goal of transformational discipleship.

Methods of Instruction

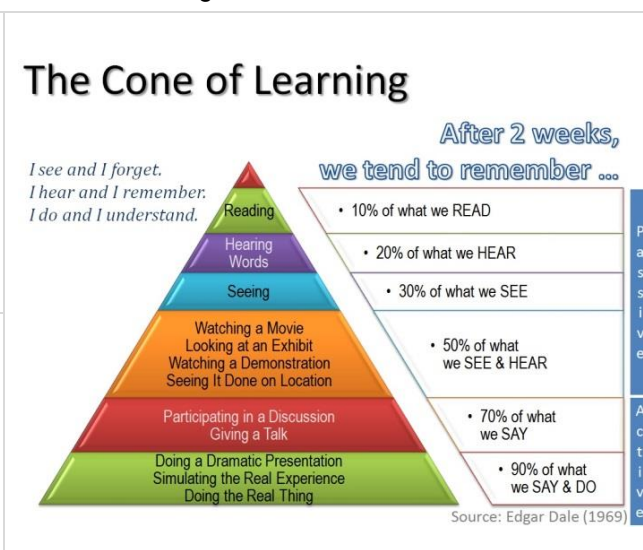
Instruction emphasizes active learning, problem-based learning, project-based learning, presentation-based learning, team-based learning, reflection, discussion, interactive lecture, collaboration, visuals, term papers, and exams, with the goal of long-term and real-world learning that results in life-change and leadership skills. The major pedagogical premise of this course is that students should be treated like the servant-leaders they are becoming.

Dr. Gary C. Woods has served as the Bible Department Chairman and Registrar at Southern California Seminary. Dr. Woods has taught for Liberty University, Luther Rice Seminary, San Diego Christian College, and Southern California Seminary. He has a Doctor of Education in Technology and Learning from Alliant International University, a Master of Divinity in Missions from Southwestern Baptist Theological Seminary, and a Bachelor of Science in Cross-Cultural and Pastoral Ministry from Liberty University. He has served as a pastor and church planter with the North American Mission Board, and as an elected governing board member of GUHSD with over 20,000 high school students.



Accelerated Adult Learning Strategies
 Authentic learning involves observation, interpretation, and application. The goal of *balanced instruction* is to address the learning strengths of adult learners, including verbal, visual, musical, logical, kinesthetic, reflective, interpersonal, natural, and spiritual. *Student-centered instruction* is most effective when it impacts the mind, will, and emotions.

TEAM-based Active Learning Principles
 Students are encouraged to study in teams to develop application skills, leadership/relational skills, and presentations. Students are not to give answers to co-learners, but help them learn how to find the answers. **TEAM = Together Everyone Accomplishes More.**



Student Requirements

First, answer the **questions** in the **portfolio** before class. This will assist student-leaders in focusing on core information and developing the time-on-task study skills and writing skills essential to effective learning and long-term memory. Each student must do his or her own work.

Second, maintain the **journal** in the portfolio. (1) What is God teaching you in this session? (2) How are you going to apply these concepts to your life, family, and ministry? (3) How can your church apply these concepts to making disciples and developing leaders? This will assist student-leaders in developing reflection, application, and decision-making skills essential to spiritual growth.

Third, participate in the **discussion** of the questions and applications in the portfolio during class. Through discussion, students learn from one another and sharpen one another as iron sharpens iron. This will assist student-leaders in developing the relational, speaking, and creative/critical thinking skills essential to effective teaching and servant-leadership.

Fourth, complete the **midterm exam**. This will assist student-leaders in developing long-term memory through multiple reviews of the core material.

Fifth, participate in at least **five evangelistic visits** for your church.

Sixth, no **term paper**.

Seventh, complete the **final exam** in the portfolio. This will assist student-leaders in developing long-term memory through multiple reviews of the core material and in focusing on transformational leadership and teaching skills. Week 14

Course Objective Is Life Change

Our mission is to bring glory to God by assisting local churches to equip believers to live and minister biblically based on the inerrant Word of God. This equipping includes Bible knowledge, Christian character, and ministry skills. The objective is to take student-leaders from where they are and move them to where they need to be. Students will learn how (1) to read with their brains; (2) to remember what they have read; (3) to sharpen their thoughts through journaling; (4) to speak effectively before others; (5) to work as learning teams of leaders; and (6) to apply what they are learning to life, family, and ministry.

Accelerated Adult Learning Techniques

Adults learn in unique ways and so this course incorporates multiple learning styles. According to the **Cone of Learning**, writing, discussing, and applying concepts are the keys to accelerated adult learning. The portfolio is foundational to learning because students remember more of what they write, discuss, and apply. By applying these principles of champion learners, students will experience transformational growth. Welcome to the accelerated disciple-making process!

Session	Date	Professor Responsibilities	Student Responsibilities
1		<p>Connecting and Caring Equipping Laypeople Go over this syllabus and the portfolio. Preview the study guides for the exams. Discuss the appendix. Discuss portfolio questions and journal applications for personal revival, spiritual disciplines, integrity, and the seven Christian virtues. Demonstrate how to get the most out of the Topical Index in the <i>Jeremiah Study Bible</i>, the <i>Holman Illustrated Bible Dictionary</i>, and the textbooks. Group activity: Create a visual summary or mind-map of one of these chapters. Review several websites in class: http://help.eeinternational.org/ev2/, www.billygraham.org, https://carm.org/evangelism, www.ccci.org/, www.evangelism.com, www.namb.net/onmission/, www.thegoodnews.org, www.wayofthemaster.com. It is imperative that professors help students improve their evangelism and disciple-making skills through coaching, feedback, examples, encouragement, and rubrics. Go over the Transformational Discipleship Covenant.</p>	<ul style="list-style-type: none"> ❑ Print 345 Everyday Evangelism portfolio and notes. ❑ Pay the honorarium to the director. ❑ Skim the textbooks and be prepared to discuss how these books are unique as learning tools. ❑ Study chapter 1 in <i>Evangelism Explosion</i>. ❑ Prepare for session 1 in <i>Everyday Evangelism EV2 Student Workbook</i> by listening to http://help.eeinternational.org/ev2/. ❑ Explore several Internet resources on evangelism at www.billygraham.org, https://carm.org/evangelism, www.ccci.org/, www.evangelism.com, www.namb.net/onmission/, www.thegoodnews.org, www.wayofthemaster.com ❑ Skim chapters 1-5 in <i>The Complete Evangelism Guidebook</i>. ❑ Be prepared to share an evangelistic insight from <i>The Evidence Bible</i>. ❑ Type the answers to the portfolio questions and journal applications in preparation for the discussion and group activity. ❑ Subscribe to the free online Outreach & Evangelism Newsletter from www.christianitytoday.com/. ❑ Read about salvation in the <i>Baptist Faith and Message</i> in Resources at http://www.sbc.net. ❑ Share what you are learning with your apprentice disciples.
2		<p>The Gospel: Grace Witnessing as a Way of Life Pray for your students and disciples by name using the grade sheet. Welcome guests and encourage students to share what they have learned so far. Discuss portfolio questions and applications. Coach students on how to improve their evangelistic and transformational discipleship skills in class.</p>	<ul style="list-style-type: none"> ❑ Study chapter 2 in <i>Evangelism Explosion</i>. ❑ Prepare for session 2 in <i>Everyday Evangelism EV2 Student Workbook</i> by listening to Conversational Gospel CD/MP3 at least once. ❑ Skim chapters 6-10 in <i>The Complete Evangelism Guidebook</i>. ❑ Share an evangelistic insight from <i>The Evidence Bible</i>. ❑ Explore resources at http://evangelismexplosion.org/. ❑ Type the answers to the portfolio.

Session	Date	Professor Responsibilities	Student Responsibilities
		<p>Group activity: Create a visual summary or mind-map of one of these chapters.</p> <p>Remind students how being a chosen generation, royal priests, a holy nation, and God's special people impacts who we are and what we do. It is our privilege and duty to pray for people by name and reach out to them.</p>	<ul style="list-style-type: none"> <input type="checkbox"/> Review the study guide. <input type="checkbox"/> Make or update a reach list of every unchurched person that you know. <input type="checkbox"/> Go on an evangelistic visit during the course with your pastor, deacon, church leader, Sunday school worker, or friend. <input type="checkbox"/> Share what you are learning with your apprentice disciples. <input type="checkbox"/> Invite friends and apprentice disciples to see how the course works.
3		<p>The Gospel: Man Sharing Good News</p> <p>Discuss portfolio questions and applications.</p> <p>Coach students on how to improve their evangelistic and transformational discipleship skills in class.</p> <p>Group activity: Create a visual summary or mind-map of one of these chapters.</p>	<ul style="list-style-type: none"> <input type="checkbox"/> Study chapter 3 in <i>Evangelism Explosion</i>. <input type="checkbox"/> Prepare for session 3 in <i>Everyday Evangelism EV2 Student Workbook</i> by listening to Conversational Gospel CD/MP3 at least once. <input type="checkbox"/> Skim chapters 11-15 in <i>The Complete Evangelism Guidebook</i>. <input type="checkbox"/> Share an evangelistic insight from <i>The Evidence Bible</i>. <input type="checkbox"/> Explore resources at http://evangelismexplosion.org/ and www.thegoodnews.org. <input type="checkbox"/> Type the answers to the portfolio. <input type="checkbox"/> Review the study guide. <input type="checkbox"/> Pray for those on your reach list. <input type="checkbox"/> Share what you are learning with your apprentice disciples.
4		<p>The Power of Your Story Making Friends</p> <p>Discuss portfolio questions and applications.</p> <p>Coach students on how to improve their evangelistic and transformational discipleship skills in class.</p> <p>Group activity: Create a visual summary or mind-map of one of these chapters.</p>	<ul style="list-style-type: none"> <input type="checkbox"/> Study chapter 4 in <i>Evangelism Explosion</i>. <input type="checkbox"/> Prepare for session 4 in <i>Everyday Evangelism EV2 Student Workbook</i> by listening to Conversational Gospel CD/MP3 at least once. <input type="checkbox"/> Skim chapters 16-20 in <i>The Complete Evangelism Guidebook</i>. <input type="checkbox"/> Share an evangelistic insight from <i>The Evidence Bible</i>. <input type="checkbox"/> Explore resources at http://evangelismexplosion.org/ and wayofthemaster.com. <input type="checkbox"/> Type the answers to the portfolio. <input type="checkbox"/> Review the study guide. <input type="checkbox"/> Pray for those on your reach list. <input type="checkbox"/> Share what you are learning with your apprentice disciples.

Session	Date	Professor Responsibilities	Student Responsibilities
5		<p>The Gospel: God and Christ Sharing Your Testimony Discuss portfolio questions and applications. Coach students on how to improve their evangelistic and transformational discipleship skills in class. Group activity: Create a visual summary or mind-map of one of these chapters.</p>	<ul style="list-style-type: none"> <input type="checkbox"/> Study chapter 5 in <i>Evangelism Explosion</i>. <input type="checkbox"/> Prepare for session 5 in <i>Everyday Evangelism EV2 Student Workbook</i> by listening to Conversational Gospel CD/MP3 at least once. <input type="checkbox"/> Skim chapters 21-25 in <i>The Complete Evangelism Guidebook</i>. <input type="checkbox"/> Share an evangelistic insight from <i>The Evidence Bible</i>. <input type="checkbox"/> Explore resources at http://evangelismexplosion.org/ and www.evangelism.com. <input type="checkbox"/> Type the answers to the portfolio. <input type="checkbox"/> Review the study guide. <input type="checkbox"/> Pray for those on your reach list. <input type="checkbox"/> Share what you are learning with your apprentice disciples.
6		<p>The Gospel: Faith Asking Diagnostic Questions Discuss portfolio questions and applications. Coach students on how to improve their evangelistic and transformational discipleship skills in class. Group activity: Create a visual summary or mind-map of one of these chapters.</p>	<ul style="list-style-type: none"> <input type="checkbox"/> Study chapter 6 in <i>Evangelism Explosion</i>. <input type="checkbox"/> Prepare for session 6 in <i>Everyday Evangelism EV2 Student Workbook</i> by listening to Conversational Gospel CD/MP3 at least once. <input type="checkbox"/> Skim chapters 26-30 in <i>The Complete Evangelism Guidebook</i>. <input type="checkbox"/> Share an evangelistic insight from <i>The Evidence Bible</i>. <input type="checkbox"/> Explore resources at http://evangelismexplosion.org/ and https://carm.org/evangelism. <input type="checkbox"/> Type the answers to the portfolio. <input type="checkbox"/> Review the study guide. <input type="checkbox"/> Pray for those on your reach list. <input type="checkbox"/> Share what you are learning with your apprentice disciples.
7		<p>Commitment Analyzing the Gospel Presentation Discuss portfolio questions and applications. Coach students on how to improve their evangelistic and transformational discipleship skills in class. Group activity: Create a visual summary or mind-map of one of these chapters.</p>	<ul style="list-style-type: none"> <input type="checkbox"/> Study chapter 7 in <i>Evangelism Explosion</i>. <input type="checkbox"/> Prepare for session 7 in <i>Everyday Evangelism EV2 Student Workbook</i> by listening to Conversational Gospel CD/MP3 at least once. <input type="checkbox"/> Skim chapters 31-35 in <i>The Complete Evangelism Guidebook</i>. <input type="checkbox"/> Share an evangelistic insight from <i>The Evidence Bible</i>. <input type="checkbox"/> Explore resources at http://evangelismexplosion.org/ and

Session	Date	Professor Responsibilities	Student Responsibilities
			<p>www.namb.net/onmission/.</p> <ul style="list-style-type: none"> <input type="checkbox"/> Type the answers to the portfolio. <input type="checkbox"/> Review the study guide. <input type="checkbox"/> Pray for those on your reach list. <input type="checkbox"/> Share what you are learning with your apprentice disciples.
8		<p>Midterm Exam Give the midterm exam. Preview the second half of the course. Discuss who would benefit from the EBI leadership training program. Order textbooks for next semester. Request next semester portfolios and notes by email at gwoods@socalsem.edu.</p>	<ul style="list-style-type: none"> <input type="checkbox"/> Review the study guide in the notes to prepare for the midterm exam. Four hours of study are recommended. <input type="checkbox"/> Make or update a list of next-generation leaders you can pray for, share with, encourage, and disciple. <input type="checkbox"/> Pay for textbooks for the next courses. <input type="checkbox"/> Be involved in the small group and/or Sunday School ministry of your church.
9		<p>Calling for Commitment Discuss portfolio questions and applications. Coach students on how to improve their evangelistic and transformational discipleship skills in class. Group activity: Create a visual summary or mind-map of one of these chapters. Make an evangelistic visit for your church.</p>	<ul style="list-style-type: none"> <input type="checkbox"/> Study chapter 8 in <i>Evangelism Explosion</i>. <input type="checkbox"/> Skim chapters 36-45 in <i>The Complete Evangelism Guidebook</i>. <input type="checkbox"/> Explore resources at http://evangelismexplosion.org/ and www.namb.net/onmission/ Share an evangelistic insight from <i>The Evidence Bible</i>. <input type="checkbox"/> Type the answers to the portfolio. <input type="checkbox"/> Review the study guide. <input type="checkbox"/> Pray with people on your reach list. <input type="checkbox"/> Share what you are learning with your apprentice disciples.
10		<p>Discipling New Believers Folding into the Church Discuss portfolio questions and applications. Coach students on how to improve their evangelistic and transformational discipleship skills in class. Group activity: Create a visual summary or mind-map of one of these chapters. Make an evangelistic visit for your church.</p>	<ul style="list-style-type: none"> <input type="checkbox"/> Study chapter 9-10 in <i>Evangelism Explosion</i>. <input type="checkbox"/> Skim chapters 46-50 in <i>The Complete Evangelism Guidebook</i>. <input type="checkbox"/> Explore resources at http://evangelismexplosion.org/ and www.namb.net/onmission/ Share an evangelistic insight from <i>The Evidence Bible</i>. <input type="checkbox"/> Type the answers to the portfolio. <input type="checkbox"/> Review the study guide. <input type="checkbox"/> Let your light shine by doing acts of kindness for people on your list. <input type="checkbox"/> Share what you are learning with your apprentice disciples.

Session	Date	Professor Responsibilities	Student Responsibilities
11		<p>Enlisting and Enlarging Handling Objections Discuss portfolio questions and applications. Coach students on how to improve their evangelistic and transformational discipleship skills in class. Group activity: Create a visual summary or mind-map of one of these chapters. Make an evangelistic visit for your church.</p>	<ul style="list-style-type: none"> <input type="checkbox"/> Study chapter 11-12 in <i>Evangelism Explosion</i>. <input type="checkbox"/> Skim chapters 51-55 in <i>The Complete Evangelism Guidebook</i>. <input type="checkbox"/> Explore resources at http://evangelismexplosion.org/ and www.namb.net/onmission/ <input type="checkbox"/> Share an evangelistic insight from <i>The Evidence Bible</i>. <input type="checkbox"/> Type the answers to the portfolio. <input type="checkbox"/> Review the study guide. <input type="checkbox"/> Let your light shine by doing acts of kindness for people on your list. <input type="checkbox"/> Share what you are learning with your apprentice disciples.
12		<p>Adding Illustrations Screening Contacts Discuss portfolio questions and applications. Coach students on how to improve their evangelistic and transformational discipleship skills in class. Group activity: Create a visual summary or mind-map of one of these chapters. Make an evangelistic visit for your church.</p>	<ul style="list-style-type: none"> <input type="checkbox"/> Study chapter 13-14 in <i>Evangelism Explosion</i>. <input type="checkbox"/> Skim chapters 56-62 in <i>The Complete Evangelism Guidebook</i>. <input type="checkbox"/> Explore resources at http://evangelismexplosion.org/ and www.namb.net/onmission/ <input type="checkbox"/> Share an evangelistic insight from <i>The Evidence Bible</i>. <input type="checkbox"/> Type the answers to the portfolio. <input type="checkbox"/> Review the study guide. <input type="checkbox"/> Invite someone on your list to come with you to small group or church. <input type="checkbox"/> Share what you are learning with your apprentice disciples.
13		<p>Developing Leaders Discipling All Nations Welcome guests and disciples. Group activity: Create a visual summary or mind-map of one of these chapters. Have students make an evangelistic visit for their church. Review for final exam.</p>	<ul style="list-style-type: none"> <input type="checkbox"/> Study chapter 15-16 in <i>Evangelism Explosion</i>. <input type="checkbox"/> Skim chapters 63-70 in <i>The Complete Evangelism Guidebook</i>. <input type="checkbox"/> Share an evangelistic insight from <i>The Evidence Bible</i>. <input type="checkbox"/> Share what you are learning with your apprentice disciples.
14		<p>Final Exam and Course Evaluation Give final exam. Collect completed portfolio for review. Students will debrief by sharing how they are using and sharing what they have learned. Discuss how to recruit students who</p>	<ul style="list-style-type: none"> <input type="checkbox"/> Review the study guide for the final exam. <input type="checkbox"/> Complete the portfolio. <input type="checkbox"/> Share and/or email your revised term paper to pastors, deacons, small-group leaders, and your apprentice disciples in order to multiply your ministry in obedience to 2 Timothy

Session	Date	Professor Responsibilities	Student Responsibilities
		would benefit from the EBI leadership training program. Distribute the textbooks, syllabi, portfolios, notes, and promotional materials for the next course. Time of fellowship.	2:2-3. <input type="checkbox"/> Learning is about teaching others. Pass on the baton of transformational discipleship by sharing what you are learning.
EBI holds to <i>The Baptist Faith and Message</i> . The inclusion of articles, books, or external links in this course does not imply that the opinions expressed represent the official position of EBI.			

Webliography

1. Alternative articles http://www.oneplace.com/Ministries/The_Alternative/Article_Archives.asp
2. Apologetics 4Truth www.4truth.net
3. Bible.org <http://www.bible.org>
4. Bible Bulletin Board <http://www.biblebb.com/>
5. Bible History <http://www.bible-history.com/>
6. Bible Land Photos <http://bibleplaces.com/>
7. Bible Study Resources www.bible.org
8. Bible study tools <http://www.biblestudytools.net/>
9. Blue Letter Bible Study Tools/Charts <http://www.blueletterbible.org/study/>
10. Christian Apologetics & Research Ministry <http://carm.org/>
11. Christian Classics Ethereal Library "World Wide Study Bible" <http://www.ccel.org/wwsb/>
12. Church Starting <http://www.churchstarting.net>
13. Crosswalk Articles <http://www.crosswalk.com/>
14. Cru <http://www.cru.org/>
15. David Jeremiah <http://www.davidjeremiah.org/>
16. E-sword.net Bible study tools <http://www.e-sword.net/>
17. Ed Stetzer <http://www.newchurches.com/>
18. Focus on the Family <http://www.focusonthefamily.org>
19. Got Questions <http://www.gotquestions.org/>
20. Holy Land Photos <http://www.holylandphotos.org/>
21. Injoy.com pastoral leadership articles <http://www.injoy.com/>
22. Institute of Strategic Evangelism <http://bgc.gospelcom.net/ise/links.html>
23. Jeremiah Study Bible Online Content <http://www.JeremiahStudyBible.com>
24. Leading from your Strengths <http://www.leadingfromyourstrengths.com/>
25. Leadership Journal Past Issues <http://www.christianitytoday.com/le/issues/>
26. Leadership U <http://www.leaderu.com/menus/ministry.html>
27. Leadership Wired <http://www.injoy.com/newsletters/subscribe.asp>
28. LifeWay.com church planting articles <http://www.lifeway.com>
29. LifeWay Ministry Grid – Training made simple <http://www.ministrygrid.com/guest-home>
30. Lumina Bible study tool <https://lumina.bible.org/bible/Matthew+1>
31. Malphurs Group <http://www.malphursgroup.com>
32. Moody Magazine articles <http://www.moodymagazine.com>
33. NAMB Video <http://www.namb.net/video/>
34. Need Him <http://www.needhim.org/>
35. New Churches <http://www.newchurches.com/>
36. New Testament Summary http://www.bible.org/page.asp?page_id=2076

37. North American Mission Board <http://www.namb.net>
38. Old Testament Gateway <http://www.otgateway.com/>
39. Old Testament Survey http://www.bible.org/series.asp?series_id=76
40. On Mission to Share Jesus <http://www.namb.net>
41. One Place Articles <http://www.oneplace.com/articles/>
42. Online Bible links <http://www.onlinebible.net/links.html>
43. Pastors.com subscription <http://www.pastors.com/aboutus/>
44. Pastors.com ministry articles <http://www.pastors.com/articles/>
45. Send North America http://www.namb.net/Send_North_America_Video/
46. Send Network church planters <http://sendnetwork.com/>
47. Turning Point Articles <http://www.turningpointradio.org/>
48. Way of the Master Explore <http://www.wayofthemaster.com/>

Holman Bibliography

- Apologetics Study Bible*. Annotated by Ted Cabal, Chuck Colson, and Norm Geisler. Nashville, TN: Holman Bible, 2007. 9781586400248
- Holman Book of Biblical Charts, Maps, and Reconstructions*. Edited by Marsha A. Ellis Smith. Nashville, TN: Holman Reference, 1993. 9781558193598
- Holman Concise Bible Commentary*. Edited by David S. Dockery. Nashville, TN: Holman Reference, 2011. 9780805495461
- Holman Guide to Interpreting the Bible*. Edited by David S. Dockery and George Guthrie. Nashville, TN: Holman Reference, 2004. 9780805428582
- Holman Illustrated Bible Dictionary*. Edited by Charles W. Draper and Chad Brand. Nashville, TN: Broadman & Holman, 2003. 9780805428360
- Holman QuickSource Guide to Christian Apologetics*. Edited by Doug Powell. Nashville, TN: Holman Reference, 2006. 9780805494600
- Holman QuickSource Guide to Understanding Creation*. Edited by Mark Whorton and Hill Roberts. Nashville, TN: Holman Reference, 2008. 9780805494860

Course Bibliography

- Aldrich, Joseph C. *Life-Style Evangelism: Crossing Traditional Boundaries to Reach the Unbelieving World*. Portland, OR: Multnomah Press, 1981. 0880700238
- Anderson, Leith. *A Church for the 21st Century: Bringing Change to Your Church to Meet the Challenges of a Changing Society*. Minneapolis, MN: Bethany House, 1992.
- Benavides, Victor H. *Inner City Evangelism (ICE)*. Alpharetta, GA: North American Mission Board, 2003.
- Coleman, Robert E. *Evangelism in Perspective*. Harrisburg, PA: Christian Publishing, 1975. 7531506
- Coleman, Robert E. *The Great Commission Lifestyle*. Old Tappan, NJ: Fleming H. Revell, 1992.
- Coleman, Robert E. *The Master Plan of Evangelism with Study Guide*. Old Tappan, NJ: Fleming H. Revell, 1993.
- Dawson, Scott. *The Complete Evangelism Guidebook*, 2nd ed. Grand Rapids, MI: Baker, 2008.
- Ferm, Robert O. *The Power of Cooperative Evangelism*. Wheaton, IL: Evangelism and Missions Information Service, 2002.
- Fish, Roy J. *Giving a Good Invitation*. Nashville: Broadman, 1974.
- Fish, Roy J., and J. E. Conant. *Every Member Evangelism for Today*. New York: Harper and Row, 1976.
- Garlow, James L. *A Christian's Response to Islam*. Tulsa, OK: RiverOak, 2002.
- Geisler, Norman, and David Geisler. *Conversational Evangelism: How to Listen and Speak So You Can Be Heard*. Eugene, OR: Harvest House, 2009.
- Haggard, Ted. *Primary Purpose: Making It Hard for People to Go to Hell from Your City*. Orlando: Creation House, 1995.

- Halverson, Dean C., ed. *The Compact Guide to World Religions*. Minneapolis: Bethany House, 1996.
- Henrichsen, Walter A. *Disciples Are Made—Not Born: Making Disciples Out of Christians*. Wheaton, IL: Victor, 1978.
- Hutchcraft, Ron, and Hutchcraft-Whitmer, Lisa. *The Battle for a Generation: Life-changing Youth Ministry That Makes a Difference*. Chicago, IL: Moody, 1996.
- Hybels, Bill. *Becoming a Contagious Christian*. Grand Rapids, MI: Zondervan, 1994.
- Kennedy, D. James. *Evangelism Explosion*. Wheaton, IL: Tyndale, 1970.
- Kennedy, D. James. *Why I Believe*. Nashville, TN: Word, 1980.
- Lewis, C. S. *Mere Christianity: The Case for Christianity, Christian Behavior, and Beyond Personality*. New York: Macmillan, 1960.
- Lewis, Larry. *Organize to Evangelize: A Manual for Church Growth* (Revised Edition). Nashville, TN: Broadman, 1988.
- Little, Paul, Sandy Larsen, and Dale Larsen. *Witnessing: How to Give Away Your Faith*. Downers Grove, IL: InterVarsity, 1996.
- Malphurs, Aubrey. *Maximizing Your Effectiveness: How to Discover and Develop Your Divine Design*. Grand Rapids, MI: Baker, 1995.
- McDowell, Josh. *More Than a Carpenter*. Wheaton, IL: Tyndale House, 1987. 0842345523
- McPhee, Arthur G. *Friendship Evangelism: The Caring Way to Share Your Faith*. Grand Rapids, MI: Zondervan, 1978.
- Mittelberg, Mark. *Building a Contagious Church: Revolutionizing the Way We View and Do Evangelism*. Grand Rapids, MI: Zondervan, 2000.
- Mosley, Ernest E. *Called to Joy: A Design for Pastoral Ministries*. Nashville, TN: Convention, 1973.
- Murren, Doug. *The Baby Boomerang: Catching Baby Boomers as They Return to Church*. Ventura, CA: Regal, 1990.
- Schaller, Lyle E. *Looking in the Mirror: Self-Appraisal in the Local Church*. Nashville, TN: Abingdon, 1984.
- Smith, Bailey E. *Real Evangelism: Exposing the Subtle Substitutes*. Nashville, TN: Word, 1999.
- Stedman, Ray C. *Body Life: The Church Comes Alive!* Ventura, CA: Regal, 1972.
- Strobel, Lee. *Inside the Mind of Unchurched Harry and Mary*. Grand Rapids, MI: Zondervan, 1993.
- Swindoll, Charles R. *Rise & Shine: A Wake-up Call*. Sisters, OR: Multnomah, 1989.
- Thompson, W. Oscar, and Carolyn Thompson. *Concentric Circles of Concern*. Nashville, TN: Broadman, 1981.
- Veerman, David R. *Youth Evangelism: Building Bridges to Touch Young Lives*. Wheaton, IL: Victor, 1988.

Transfer of Credits to Southern California Seminary

Attendance Policy

Attending class on time is important to receive the most out of the course. Entering class late disrupts the learning process of all students. Students are permitted three absences for a 14-week semester course. For the semester (28 classroom hours plus 68 homework hours) courses, more than 10 minutes late is a *tardy*; more than 20 minutes late is an *absence*. Two tardies count as one absence. **College credit cannot be transferred to Southern California Seminary when a student misses four or more class sessions.** A grade of NC (No Credit) will be recorded when a student misses four sessions, does not complete coursework on time, or earns less than 700 points.

Class Time and Homework Policy

To transfer credits to Southern California Seminary, **each 2-unit course must include at least 28 hours of class time discussion and 68 hours of portfolio homework during the 14-week semester.** Courses with less than 28 hours of class time do not meet EBI requirements. Since “time plus focus equals learning,” increased classroom time and active learning result in increased learning—and learning is the key to leadership and service. Courses start the first week of January, May, and September. For maximum learning, **it is recommended that working students take 2 courses per semester** or 6 courses per year.


Late Work Policy

Completing work on time is an important habit for leaders to develop. Homework should be completed weekly before the class discussion and application. The grade for work that is between 1 and 7 days late is lowered by 20%. **Work that is over 7 days late will not be accepted.** Professors are to send to the EBI offices the grade sheet within 15 days of the end of each course so that transcripts can be updated each semester.

Portfolio and Term Paper Policy

To graduate or transfer credits from Equip Biblical Institute to Southern California Seminary, **students must present a complete portfolio of their course work.** The portfolio consists of the questions, journal applications and reflections, term papers, and exams for each course. Upon successful completion of the Associate of Biblical Studies, students may transfer **60-66 units** into the Bachelor of Arts in Biblical Studies degree. If the portfolio for a course is not complete, the credits may not be transferable. Portfolios must be completed individually—not as couples. Answers to portfolio questions are subjective, so each student must do his or her own work.

Grade Scale			
Grade		Percent	Points
A	=	95-100%	950-1,000
A-	=	90-94%	900-949
B+	=	87-89%	870-899
B	=	84-86%	840-869
B-	=	80-83%	800-839
C+	=	77-79%	770-799
C	=	74-76%	740-769
C-	=	70-73%	700-739
NC	=	Below 70%	0-699



Student Evaluation		Percent	Points
Portfolio/Group Activities	55%	550	
Midterm Exam.....	10%	100	
Five Evangelism Reports (50 points each)	25%	250	
Final Exam.....	10%	100	
Total.....	100%	1,000	

Actually doing evangelism is a priority. It is not possible to earn an A or B without the five evangelism reports.

Session 1	Session 2	Session 3	Session 4	Session 5	Session 6	Session 7	Midterm Exam 8	Session 9	Session 10	Session 11	Session 12	Evangelistic Visits 13	Final Exam 14	Points	Grade
50	50	50	50	50	50	50	100	50	50	50	50	250	100	1,000	ABC

Course Grading Rubric		
Grade	Requirements	✓
A	Exams, portfolio, and more than 12 evangelistic visits or conversations.	
A-	Exams, portfolio, and 12 evangelistic visits or conversations.	
B+	Exams, portfolio, and 11 evangelistic visits or conversations.	
B	Exams, portfolio, and 10 evangelistic visits or conversations.	
B-	Exams, portfolio, and 9 evangelistic visits or conversations.	
C+	Exams, portfolio, and 8 evangelistic visits or conversations.	
C	Exams, portfolio, and 4-7 evangelistic visits or conversations.	
C-	Exams, portfolio, and 1-3 evangelistic visits or conversations.	
NC	Students earn less than 700 points or miss more than 3 sessions.	
<p>It is possible to earn a "C" without writing the evangelistic visit reports, but it is necessary to write an evangelistic report to earn an "A" or "B." Writing clarifies one's thoughts and is a key skill for an effective leader.</p>		
<p>The mission of Equip Biblical Institute is to bring glory to God by assisting local churches to equip believers of various cultures and languages to live and minister biblically based on the inerrant Word of God. This equipping includes building biblical knowledge, Christian character, and ministry skills. The goal is to provide preaching and teaching resources, intentional leadership development, disciple-making materials, Skype courses, YouTube videos, charts, notes, and visuals to pastors and churches around the world. EBI is equipping the next generation of pastors and leaders to multiply their influence by training leaders, creating videos, and writing books.</p>		
<p>EBI is a religious exempt school and not accredited by the U. S. Department of Education; however, EBI Associate degrees are transferable to Southern California Seminary and other schools based on the EBI-SCS articulation agreement.</p>		
<p>As students take each course, their brains will develop a multitude of new neural connections, increasing their ability to read with comprehension; make practical applications from what they are learning; and improve their communication, leadership, and writing skills.</p>		