

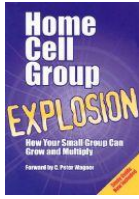




	<p><b>Equip Biblical Institute</b></p> <p><b>Church Planting * Team Leadership * Pastors Institute</b></p> <p>2100 Greenfield Drive, El Cajon, CA 92019</p>	
<b>Small Group Leadership</b>		
Professor:		
Training Center City:		
Semester and Year:		
<p><b>Course Description</b></p> <p>This course focuses on how to apply and teach the skills related to small group leadership. Topics include how to activate small groups, how to be a great cell group coach, and how to lead a great cell group meeting. Students will create visual projects and applications for small group leadership and transformational discipleship.</p>		
<p><b>Course Design</b></p> <p>This 14-week course is designed to equip pastors, church planters, and next-generation leaders with Bible knowledge, Christian character, servant leadership, and disciple-making skills with the goal of life change. It addresses the learning styles of adults through active discussion, charts, visuals, Internet resources, team-building, and presentations. To ensure transfer of credit, changes to this course syllabus must be approved by both Equip Biblical Institute and Southern California Seminary. Over 1,200 leaders have completed EBI courses. <i>Suggestions for improving course design are appreciated.</i></p>		
<p><b>Required Textbooks</b></p> <ol style="list-style-type: none"> <li>1. <i>Jeremiah Study Bible</i>. Annotated by Dr. David Jeremiah. Worthy Publishing, 2013. <a href="#">CBD</a> or <a href="#">9781936034895</a></li> <li>2. Dr. Joel Comiskey. <i>Home Cell Group Explosion: How Your Small Group Can Grow and Multiply</i>. Houston, TX: Touch Outreach Ministries, 2002. <a href="#">CBD 9781880828427</a></li> <li>3. Dr. Joel Comiskey. <i>Leadership Explosion: Multiplying Cell Group Leaders to Reap the Harvest</i>. Houston, TX: Touch Outreach Ministries, 2008. <a href="#">CBD 9781880828236</a></li> <li>4. Dr. Joel Comiskey. <i>How to Lead a Great Cell Group Meeting: So People Want to Come Back</i>. Houston, TX: Touch Outreach Ministries, 2001. <a href="#">CBD 9781880828274</a></li> </ol>		
<p><b>Additional Books for Pastors, Leaders, and Advanced Students</b></p> <ol style="list-style-type: none"> <li>5. Dr. Joel Comiskey. <i>How to Be a Great Cell Group Coach: Practical Insight for Supporting and Mentoring Cell Group Leaders</i>. Houston, TX: Touch Outreach Ministries, 2003. <a href="#">CBD 9781880828472</a></li> <li>6. Dr. Joel Comiskey. <i>The Church that Multiplies: Growing a Healthy Cell Church in North America</i>. Moreno Valley, CA: CCS Publishing, 2007. <a href="#">CBD 9780979067938</a></li> <li>7. Dr. Joel Comiskey. <i>Coach: Empower Others to Effectively Lead a Small Group (Advanced Training)</i>. Moreno Valley, CA: CCS Publishing, 2007. <a href="#">CBD 9780979067914</a> <a href="http://thrivingsmallgroups.com/">http://thrivingsmallgroups.com/</a></li> </ol>		
<div style="display: flex; flex-wrap: wrap; justify-content: space-around;"> <div style="width: 45%;"></div> <div style="width: 45%;"></div> <div style="width: 45%;"></div> <div style="width: 45%;"></div> <div style="width: 45%;"></div> <div style="width: 45%;"></div> </div>		
<p>Dr. Joel Comiskey. <i>Planting Churches That Reproduce: Starting a Network of Simple Churches</i>. Moreno Valley, CA: CCS Publishing, 2009. <a href="http://www.touchusa.org/Web/Articles/pdf/planting.pdf">CBD http://www.touchusa.org/Web/Articles/pdf/planting.pdf</a></p>		

**Internet Resources – Small Group Resources** \* [www.joelcomiskeygroup.com/article](http://www.joelcomiskeygroup.com/article) \* [4truth.net](http://4truth.net) \* [bible.org](http://bible.org) \* [blueletterbible.org](http://blueletterbible.org) \* [carm.org/apologetics](http://carm.org/apologetics) \* [gotquestions.org](http://gotquestions.org) \* [helpmewithbiblestudy.org](http://helpmewithbiblestudy.org) \* [jeremiahstudybible.com](http://jeremiahstudybible.com) \* [leestrobels.com](http://leestrobels.com) \* [thrivingsmallgroups.com/](http://thrivingsmallgroups.com/)

Professors – [Click here to receive the Notes by email.](#) The intent of this course is to equip you with the Word of God, to strengthen your character and integrity, and to develop your relational and servant-leadership skills for the glory of God.

### Learning Outcomes

The student who successfully completes this course will be able to implement 2 Timothy 2:2:

1. Apply and teach the lessons of successful cell-based churches.
2. Apply and teach the importance of prayer, setting goals, and raising up new leaders.
3. Apply and teach how to attract visitors, to reach out as a team, and to evangelize by meeting needs.
4. Apply and teach the habits of a great cell group coach: listening, encouraging, caring, and training.
5. Apply and teach small group leaders how to diagnose problems.
6. Apply and teach how to walk through the coaching stages.
7. Apply and teach how to coach meetings and visit cell groups.
8. Apply and teach how to apply the principles in this course to life, family, and ministry.
9. Participate in a group or individual presentation, mini-sermon, project, PowerPoint, mind-map, visuals, webpage, or YouTube video on a chapter in one of the textbooks.
10. Type a 10- to 15-page term paper titled “Applications from Small Group Leadership for Transformational Discipleship and Leadership Development.”
11. Coach other leaders to develop Christian character through our identity in Christ, gratitude for the Gospel, the spiritual disciplines, personal revival, the fruit of the Spirit, and the seven virtues with the goal of transformational discipleship.

### Methods of Instruction

Instruction emphasizes active learning, problem-based learning, project-based learning, presentation-based learning, team-based learning, reflection, discussion, interactive lecture, collaboration, visuals, term papers, and exams, with the goal of long-term and real-world learning that results in life-change and leadership skills. The major pedagogical premise of this course is that students should be treated like the servant-leaders they are becoming.

Dr. Joel Comiskey holds a Ph.D. from Fuller Theological Seminary and is president of Joel Comiskey Group, a non-profit organization dedicated to helping churches fulfill the great commission through small groups. He has served as a missionary with the C&MA in Quite, Ecuador, and is now planting a cell-based church in Southern California. He teaches as an adjunct professor at several theological seminaries. You may contact Dr. Comiskey for additional resources at [info@joelcomiskeygroup.com](mailto:info@joelcomiskeygroup.com).



### Accelerated Adult Learning Strategies

Authentic learning involves observation, interpretation, and application. The goal of *balanced instruction* is to address the learning strengths of adult learners, including verbal, visual, musical, logical, kinesthetic, reflective, interpersonal, natural, and spiritual. *Student-centered instruction* is most effective when it impacts the mind, will, and emotions.

### TEAM-based Active Learning Principles

Students are encouraged to study in teams to develop application skills, leadership/relational skills, and presentations. Students are not to give answers to co-learners, but help them learn how to find the answers. **TEAM = Together Everyone Accomplishes More.**

### Student Requirements

**First**, answer the **questions** in the **portfolio** before class. This will assist student-leaders in focusing on core information and developing the time-on-task study skills and writing skills essential to effective learning and long-term memory. Each student must do his or her own work.

**Second**, maintain the **journal** in the portfolio. (1) What is God teaching you in this session? (2) How are you going to apply these concepts to your life, family, and ministry? (3) How can your church apply these concepts to making disciples and developing leaders? This will assist student-leaders in developing reflection, application, and decision-making skills essential to spiritual growth.

**Third**, participate in the **discussion** of the questions and applications in the portfolio during class. Through discussion, students learn from one another and sharpen one another as iron sharpens iron. This will assist student-leaders in developing the relational, speaking, and creative/critical thinking skills essential to effective teaching and servant-leadership.

**Fourth**, complete the **midterm exam**. This will assist student-leaders in developing long-term memory through multiple reviews of the core material.

**Fifth**, participate in an individual or **group presentation** on one of the chapters in the textbooks. The ability to make engaging presentations will multiply your influence, leadership, teaching, and preaching. Discuss applications found in that book. This presentation can be a PowerPoint, drama, role-play, charts, or drawings. This will assist student-leaders in developing the creative/critical thinking and teamwork skills essential to effective teaching and servant-leadership. Week 13

**Sixth**, type a 10- to 15-page **term paper** titled "Applications from Small Group Leadership for Transformational Discipleship and Leadership Development." The ability to write well will multiply your influence, leadership, teaching, and preaching. Footnote all the ideas, paraphrases, and direct quotes in your paper, whether from books or the Internet. Font should be Times New Roman 12. Include illustrations and charts. This will assist student-leaders in developing the creative/critical thinking and writing skills essential to effective biblical teaching, preaching, and servant-leadership. Week 13

**Seventh**, complete the **final exam** in the portfolio. This will assist student-leaders in developing long-term memory through multiple reviews of the core material and in focusing on transformational leadership and teaching skills. Week 14

### Course Objective Is Life Change

Our mission is to bring glory to God by assisting local churches to equip believers to live and minister biblically based on the inerrant Word of God. This equipping includes Bible knowledge, Christian character, and ministry skills. The objective is to take student-leaders from where they are and move them to where they need to be. Students will learn how (1) to read with their brains; (2) to remember what they have read; (3) to sharpen their thoughts through journaling; (4) to speak effectively before others; (5) to work as learning teams of leaders; and (6) to apply biblically what they are learning to life, family, and ministry.

### Accelerated Adult Learning Techniques

Adults learn in unique ways and so this course incorporates multiple learning styles. According to the **Cone of Learning**, writing, discussing, and applying concepts are the keys to accelerated adult learning. The portfolio is foundational to learning because students remember more of what they write, discuss, and apply. By applying these principles of champion learners, students will experience transformational growth. Welcome to the accelerated disciple-making process!

Session	Date	Professor Responsibilities	Student Responsibilities
1		<p><b>Introduction</b>  <b>Successful Cell-based Churches</b>  <b>Cell Church Basics</b>  <b>Relax! You Don't Need to Be a Superstar</b></p> <p>Go over this syllabus and the portfolio.                      Preview the study guides for the exams.                      Discuss the appendix.                      Discuss portfolio questions and journal applications.                      Demonstrate how to get the most out of the Topical Index in the <i>Jeremiah Study Bible</i> and the textbooks.                      Group activity: Create a visual summary or mind-map of one of these chapters.                      Review in class the YouTube videos at Groups Matter <a href="http://www.youtube.com/user/groupsmatter">www.youtube.com/user/groupsmatter</a>                      Review these resources in class: <a href="http://www.joelcomiskeygroup.com">http://www.joelcomiskeygroup.com</a>, <a href="http://larryosbornelive.com/">http://larryosbornelive.com/</a>, <a href="http://thrivingsmallgroups.com/">http://thrivingsmallgroups.com/</a>.                      It is imperative that professors help students improve their term papers and application skills through coaching, feedback, encouragement, examples, and rubrics. These are the crucial learning skills.                      Go over the Transformational Discipleship Covenant.</p>	<ul style="list-style-type: none"> <li>❑ Print 347 Small Group Leadership portfolio and notes.</li> <li>❑ Pay the honorarium to the director.</li> <li>❑ Skim the textbooks and be prepared to discuss how these books are unique as learning tools.</li> <li>❑ Study chapters 1-3 and study guide in <i>Home Cell Group Explosion</i>.</li> <li>❑ Explore the resources in the Topical Index of the <i>Jeremiah Study Bible</i> or at <a href="http://www.jeremiahstudybible.com">www.jeremiahstudybible.com</a>.</li> <li>❑ Explore the YouTube videos at Groups Matter <a href="http://www.youtube.com/user/groupsmatter">www.youtube.com/user/groupsmatter</a></li> <li>❑ Explore the resources at <a href="https://edstetzer.com/">https://edstetzer.com/</a>, <a href="http://larryosbornelive.com/">http://larryosbornelive.com/</a>, <a href="http://www.leestrobels.com">www.leestrobels.com</a>, <a href="http://www.joelcomiskeygroup.com/articles">www.joelcomiskeygroup.com/articles</a>, <a href="http://www.malphurgroup.com/">www.malphurgroup.com/</a>, <a href="http://thomrainer.com/">http://thomrainer.com/</a>, <a href="http://thrivingsmallgroups.com/">http://thrivingsmallgroups.com/</a>.</li> <li>❑ Type the answers to the portfolio questions and journal applications in preparation for the discussion and group activity.</li> <li>❑ Begin writing the term paper.</li> <li>❑ Read <i>The Baptist Faith and Message</i> in Resources at <a href="http://www.sbc.net">http://www.sbc.net</a>.</li> <li>❑ Share what you are learning with your three apprentice disciples.</li> </ul>
2		<p><b>Pray!</b>  <b>Set Goals</b>  <b>Raise Up New Leaders</b></p> <p>Pray for your students and disciples by name using the grade sheet.                      Welcome guests and encourage students to share what they have learned so far.                      Discuss portfolio questions and applications.                      Coach students on how to improve their term papers and transformational groups in class.</p>	<ul style="list-style-type: none"> <li>❑ Study chapters 4-6 and study guide in <i>Home Cell Group Explosion</i>.</li> <li>❑ Explore articles to share in class from <a href="http://www.joelcomiskeygroup.com">http://www.joelcomiskeygroup.com</a>.</li> <li>❑ Type the answers to the portfolio.</li> <li>❑ Work on the term paper.</li> <li>❑ Review the study guide.</li> <li>❑ Make or update a reach list of every unchurched person that you know.</li> <li>❑ Share what you are learning with your apprentice disciples.</li> </ul>

Session	Date	Professor Responsibilities	Student Responsibilities
		<p>Group activity: Create a visual summary or mind-map of one of these chapters.</p> <p>Remind students how being a part of a chosen generation, a royal priesthood, a holy nation, and God's special people impacts small group leadership development.</p>	<ul style="list-style-type: none"> <li><input type="checkbox"/> Invite friends and apprentice disciples to see how the course works.</li> </ul>
3		<p><b>Attract Visitors</b> <b>Reach Out as a Team</b> <b>Evangelize by Meeting Needs</b></p> <p>Discuss portfolio questions and applications.</p> <p>Coach students on how to improve their term papers and transformational groups in class.</p> <p>Group activity: Create a visual summary or mind-map of one of these chapters.</p>	<ul style="list-style-type: none"> <li><input type="checkbox"/> Study chapters 7-9 and study guide in <i>Home Cell Group Explosion</i>.</li> <li><input type="checkbox"/> Explore articles at <a href="http://larryosbornelive.com/">http://larryosbornelive.com/</a>.</li> <li><input type="checkbox"/> Type the answers to the portfolio.</li> <li><input type="checkbox"/> Work on the term paper.</li> <li><input type="checkbox"/> Review the study guide.</li> <li><input type="checkbox"/> Pray for those on your reach list.</li> <li><input type="checkbox"/> Share what you are learning with your apprentice disciples.</li> </ul>
4		<p><b>Prepare for a Smooth Delivery</b> <b>Understand Cell Planting</b> <b>Understand Mother-Daughter Multiplication</b> <b>A Parable</b></p> <p>Discuss portfolio questions and applications.</p> <p>Coach students on how to improve their term papers and transformational groups in class.</p> <p>Group activity: Create a visual summary or mind-map of one of these chapters.</p>	<ul style="list-style-type: none"> <li><input type="checkbox"/> Study chapters 10-13 and study guide in <i>Home Cell Group Explosion</i>.</li> <li><input type="checkbox"/> Explore resources at <a href="http://leestrobels.com/">http://leestrobels.com/</a>.</li> <li><input type="checkbox"/> Type the answers to the portfolio.</li> <li><input type="checkbox"/> Work on the term paper.</li> <li><input type="checkbox"/> Review the study guide.</li> <li><input type="checkbox"/> Pray for those on your reach list.</li> <li><input type="checkbox"/> Share what you are learning with your apprentice disciples.</li> </ul>
5		<p><b>Barriers to Developing Leaders</b> <b>Developing Everyone</b> <b>Cell Reproduction: Leadership</b> <b>Developing Biblical Leaders</b></p> <p>Discuss portfolio questions and applications.</p> <p>Coach students on how to improve their term papers and transformational groups in class.</p> <p>Group activity: Create a visual summary or mind-map of one of these chapters.</p>	<ul style="list-style-type: none"> <li><input type="checkbox"/> Study chapters 1-4 in <i>Leadership Explosion</i>.</li> <li><input type="checkbox"/> Explore the resources at <a href="http://thrivingsmallgroups.com/">http://thrivingsmallgroups.com/</a>.</li> <li><input type="checkbox"/> Type the answers to the portfolio.</li> <li><input type="checkbox"/> Work on the term paper.</li> <li><input type="checkbox"/> Review the study guide.</li> <li><input type="checkbox"/> Pray for those on your reach list.</li> <li><input type="checkbox"/> Share what you are learning with your apprentice disciples.</li> </ul>
6		<p><b>The Values of Effective Leaders</b> <b>The Priorities of Effective Leaders</b></p>	<ul style="list-style-type: none"> <li><input type="checkbox"/> Study chapters 5-6 in <i>Leadership Explosion</i>.</li> </ul>



Session	Date	Professor Responsibilities	Student Responsibilities
		<p>Discuss portfolio questions and applications.</p> <p>Coach students on how to improve their term papers and transformational groups in class.</p> <p>Group activity: Create a visual summary or mind-map of one of these chapters.</p> <p>Review for the midterm exam.</p>	<ul style="list-style-type: none"> <li><input type="checkbox"/> Explore articles to share in class from <a href="http://www.joelcomiskeygroup.com">http://www.joelcomiskeygroup.com</a>.</li> <li><input type="checkbox"/> Type the answers to the portfolio.</li> <li><input type="checkbox"/> Work on the term paper.</li> <li><input type="checkbox"/> Review the study guide.</li> <li><input type="checkbox"/> Pray for those on your reach list.</li> <li><input type="checkbox"/> Share what you are learning with your apprentice disciples.</li> </ul>
7		<p><b>Midterm Exam</b></p> <p>Give the midterm exam.</p> <p>Preview the second half of the course.</p> <p>Coach students on how to improve their term papers.</p> <p>Make corrections to the term paper in class.</p> <p>Discuss who would benefit from the EBI leadership training program.</p> <p>Order textbooks for next semester.</p> <p>Request next semester portfolios and notes by email.</p>	<ul style="list-style-type: none"> <li><input type="checkbox"/> Review the study guide in the notes to prepare for the midterm exam. Four hours of study are recommended.</li> <li><input type="checkbox"/> Work on the term paper.</li> <li><input type="checkbox"/> Make or update your list of next-generation leaders you can pray for, share with, encourage and disciple.</li> <li><input type="checkbox"/> Pay for textbooks for the next courses.</li> <li><input type="checkbox"/> Be involved in the small group and/or Sunday school ministry of your church.</li> </ul>
8		<p><b>How Jesus Developed Leaders</b>  <b>Developing a Mentoring System</b>  <b>Strategies for Developing Leaders</b></p> <p>Welcome guests and encourage students to share what they have learned.</p> <p>Discuss portfolio questions and applications.</p> <p>Coach students on how to improve their term papers and transformational groups in class.</p> <p>Group activity: Create a visual summary or mind-map of one of these chapters.</p>	<ul style="list-style-type: none"> <li><input type="checkbox"/> Study chapters 7-9 in <i>Leadership Explosion</i>.</li> <li><input type="checkbox"/> Explore and be prepared to share the resources at <a href="http://www.wayofthemaster.com/">http://www.wayofthemaster.com/</a>.</li> <li><input type="checkbox"/> Type the answers to the portfolio.</li> <li><input type="checkbox"/> Work on the term paper.</li> <li><input type="checkbox"/> Review the study guide.</li> <li><input type="checkbox"/> Pray with people on your reach list.</li> <li><input type="checkbox"/> Share what you are learning with your apprentice disciples</li> <li><input type="checkbox"/> Invite your friends and apprentice disciples to see how the course works</li> </ul>
9		<p><b>Guidelines for Training Cell Leaders</b>  <b>Models of Leader Training</b>  <b>The Principles behind the Models</b>  <b>Appendices A and B</b></p> <p>Discuss portfolio questions and applications.</p> <p>Coach students on how to improve their term papers and transformational groups in class.</p>	<ul style="list-style-type: none"> <li><input type="checkbox"/> Study chapters 10-14 and appendices A and B in <i>Leadership Explosion</i>.</li> <li><input type="checkbox"/> Explore articles to share in class from <a href="http://www.joelcomiskeygroup.com">http://www.joelcomiskeygroup.com</a>.</li> <li><input type="checkbox"/> Type the answers to the portfolio.</li> <li><input type="checkbox"/> Work on the term paper.</li> <li><input type="checkbox"/> Review the study guide.</li> <li><input type="checkbox"/> Pray with people on your reach list.</li> </ul>

Session	Date	Professor Responsibilities	Student Responsibilities
		Group activity: Create a visual summary or mind-map of one of these chapters.	<ul style="list-style-type: none"> <li><input type="checkbox"/> Share what you are learning with your apprentice disciples.</li> </ul>
10		<p><b>Prepare Yourself with a Pure Heart</b>  <b>How to Structure a Meeting</b>  <b>Facilitating Others</b>  <b>Practicing Transparency</b></p> <p>Discuss portfolio questions and applications.</p> <p>Coach students on how to improve their term papers and transformational groups in class.</p> <p>Group activity: Create a visual summary or mind-map of one of these chapters.</p>	<ul style="list-style-type: none"> <li><input type="checkbox"/> Study chapters 1-4 in <i>How to Lead a Great Cell Group Meeting</i>.</li> <li><input type="checkbox"/> Explore the YouTube videos at Groups Matter <a href="http://www.youtube.com/user/groupsmatter">www.youtube.com/user/groupsmatter</a></li> <li><input type="checkbox"/> Type the answers to the portfolio.</li> <li><input type="checkbox"/> Work on the term paper.</li> <li><input type="checkbox"/> Review the study guide.</li> <li><input type="checkbox"/> Let your light shine by doing acts of kindness for people on your list.</li> <li><input type="checkbox"/> Share what you are learning with your apprentice disciples.</li> </ul>
11		<p><b>Asking Stimulating Questions</b>  <b>Listening</b>  <b>Encouraging</b></p> <p>Discuss portfolio questions and applications.</p> <p>Coach students on how to improve their term papers and transformational groups in class.</p> <p>Group activity: Create a visual summary or mind-map of one of these chapters.</p>	<ul style="list-style-type: none"> <li><input type="checkbox"/> Study chapters 5-7 in <i>How to Lead a Great Cell Group Meeting</i>.</li> <li><input type="checkbox"/> Explore articles to share in class from <a href="http://www.joelcomiskeygroup.com">http://www.joelcomiskeygroup.com</a>.</li> <li><input type="checkbox"/> Type the answers to the portfolio.</li> <li><input type="checkbox"/> Work on the term paper.</li> <li><input type="checkbox"/> Review the study guide.</li> <li><input type="checkbox"/> Let your light shine by doing acts of kindness for people on your list.</li> <li><input type="checkbox"/> Share what you are learning with your apprentice disciples.</li> </ul>
12		<p><b>Reaching Out to Non-Christians</b>  <b>Moving through the Stages of Life</b>  <b>See the Details</b>  <b>Keep Learning and Growing</b></p> <p>Discuss portfolio questions and applications.</p> <p>Coach students on how to improve their term papers and transformational groups in class.</p> <p>Group activity: Create a visual summary or mind-map of one of these chapters.</p>	<ul style="list-style-type: none"> <li><input type="checkbox"/> Study chapters 8-11 in <i>How to Lead a Great Cell Group Meeting</i>.</li> <li><input type="checkbox"/> Explore articles to share in class from <a href="http://www.joelcomiskeygroup.com">http://www.joelcomiskeygroup.com</a>.</li> <li><input type="checkbox"/> Type the answers to the portfolio.</li> <li><input type="checkbox"/> Work on the term paper.</li> <li><input type="checkbox"/> Review the study guide.</li> <li><input type="checkbox"/> Invite someone on your list to come with you to small group or church.</li> <li><input type="checkbox"/> Share what you are learning with your apprentice disciples.</li> </ul>
13		<p><b>Student Presentations and Term Papers</b></p> <p>Welcome guests and disciples.</p> <p>Coach students on how to improve their presentations.</p>	<ul style="list-style-type: none"> <li><input type="checkbox"/> Prepare to participate in a group or individual presentations on a chapter in the books.</li> <li><input type="checkbox"/> Bring a rough draft of your term paper for peer-review and corrections.</li> </ul>

Session	Date	Professor Responsibilities	Student Responsibilities
		Livestream student presentations on the church Facebook page. Post cell phone videos of student presentations on the church and association webpages to increase their impact. Coach students on how to improve their term papers. Group activity: Peer-review and make corrections to the term paper in class. Review for the final exam.	<ul style="list-style-type: none"> <li><input type="checkbox"/> Invite your friends and apprentice disciples to watch student presentations.</li> </ul>
14		<p><b>Final Exam and Course Evaluation</b></p> Give final exam. Collect completed portfolio for review. Collect revised term paper for review. Students will debrief by sharing how they are using and sharing what they have learned. Discuss how to recruit students who would benefit from the EBI leadership training program. Distribute the textbooks, syllabi, portfolios, notes, and promotional materials for the next course. Time of fellowship.	<ul style="list-style-type: none"> <li><input type="checkbox"/> Review the study guide for the final exam.</li> <li><input type="checkbox"/> Complete the portfolio.</li> <li><input type="checkbox"/> Revise the term paper.</li> <li><input type="checkbox"/> Share and/or email your revised term paper to pastors, deacons, small-group leaders, and your apprentice disciples in order to multiply your ministry in obedience to 2 Timothy 2:2-3.</li> <li><input type="checkbox"/> Learning is about teaching others. Pass on the baton of transformational discipleship by sharing what you are learning.</li> </ul>

EBI holds to *The Baptist Faith and Message*. The inclusion of articles, books, or external links in this course does not imply that the opinions expressed represent the official position of EBI.

**Webliography**

1. Alternative articles [http://www.oneplace.com/Ministries/The\\_Alternative/Article\\_Archives.asp](http://www.oneplace.com/Ministries/The_Alternative/Article_Archives.asp)
2. Apologetics 4Truth [www.4truth.net](http://www.4truth.net)
3. Bible.org <http://www.bible.org>
4. Bible Bulletin Board <http://www.biblebb.com/>
5. Bible History <http://www.bible-history.com/>
6. Bible Land Photos <http://bibleplaces.com/>
7. Bible Study Resources [www.bible.org](http://www.bible.org)
8. Bible study tools <http://www.biblestudytools.net/>
9. Blue Letter Bible Study Tools/Charts <http://www.blueletterbible.org/study/>
10. Christian Apologetics & Research Ministry <http://carm.org/>
11. Christian Classics Ethereal Library "World Wide Study Bible" <http://www.ccel.org/wwsb/>
12. Church Starting <http://www.churchstarting.net>
13. Crosswalk Articles <http://www.crosswalk.com/>
14. David Jeremiah <http://www.davidjeremiah.org/>
15. E-sword.net Bible study tools <http://www.e-sword.net/>
16. Ed Stetzer <http://www.newchurches.com/>



17. Focus on the Family <http://www.focusonthefamily.org>
18. Got Questions <http://www.gotquestions.org/>
19. Holy Land Photos <http://www.holylandphotos.org/>
20. Injoy.com pastoral leadership articles <http://www.injoy.com/>
21. Institute of Strategic Evangelism <http://bgc.gospelcom.net/ise/links.html>
22. Jeremiah Study Bible Online Content <http://www.JeremiahStudyBible.com>
23. Leading from your Strengths <http://www.leadingfromyourstrengths.com/>
24. Leadership Journal Past Issues <http://www.christianitytoday.com/le/issues/>
25. Leadership U <http://www.leaderu.com/menus/ministry.html>
26. Leadership Wired <http://www.injoy.com/newsletters/subscribe.asp>
27. LifeWay.com church planting articles <http://www.lifeway.com>
28. LifeWay Ministry Grid – Training made simple <http://www.ministrygrid.com/guest-home>
29. Lumina Bible study tool <https://lumina.bible.org/bible/Matthew+1>
30. Malphurs Group <http://www.malphursgroup.com>
31. Moody Magazine articles <http://www.moodymagazine.com>
32. NAMB Video <http://www.namb.net/video/>
33. Need Him <http://www.needhim.org/>
34. New Churches <http://www.newchurches.com/>
35. New Testament Summary [http://www.bible.org/page.asp?page\\_id=2076](http://www.bible.org/page.asp?page_id=2076)
36. North American Mission Board <http://www.namb.net>
37. Old Testament Gateway <http://www.otgateway.com/>
38. Old Testament Survey [http://www.bible.org/series.asp?series\\_id=76](http://www.bible.org/series.asp?series_id=76)
39. On Mission to Share Jesus <http://www.namb.net>
40. One Place Articles <http://www.oneplace.com/articles/>
41. Online Bible links <http://www.onlinebible.net/links.html>
42. Pastors.com subscription <http://www.pastors.com/aboutus/>
43. Pastors.com ministry articles <http://www.pastors.com/articles/>
44. Send North America [http://www.namb.net/Send\\_North\\_America\\_Video/](http://www.namb.net/Send_North_America_Video/)
45. Send Network church planters <http://sendnetwork.com/>
46. Turning Point Articles <http://www.turningpointradio.org/>
47. Way of the Master Explore <http://www.wayofthemaster.com/>

### Holman Bibliography

- Apologetics Study Bible*. Annotated by Ted Cabal, Chuck Colson, and Norm Geisler. Nashville, TN: Holman Bible, 2007. 9781586400248
- HCSB Study Bible*. Annotated. Nashville, TN: Holman Bible.
- Holman Book of Biblical Charts, Maps, and Reconstructions*. Edited by Marsha A. Ellis Smith. Nashville, TN: Holman Reference, 1993. 9781558193598
- Holman Concise Bible Commentary*. Edited by David S. Dockery. Nashville, TN: Holman Reference, 2011. 9780805495461
- Holman Guide to Interpreting the Bible*. Edited by David S. Dockery and George Guthrie. Nashville, TN: Holman Reference, 2004. 9780805428582
- Holman Illustrated Bible Dictionary*. Edited by Charles W. Draper and Chad Brand. Nashville, TN: Broadman & Holman, 2003. 9780805428360
- Holman Old Testament Commentary*. Edited by Max E. Anders. Nashville, TN: Holman Reference, 2002.
- Holman New Testament Commentary*. Edited by Max E. Anders. Nashville, TN: Holman Reference, 2002.
- Holman QuickSource Bible Atlas*. Edited by Holman. Nashville, TN: Holman Reference, 2011. 9780805495645

*Holman QuickSource Guide to Christian Apologetics*. Edited by Doug Powell. Nashville, TN: Holman Reference, 2006. 9780805494600

*Holman QuickSource Guide to Understanding Creation*. Edited by Mark Whorton and Hill Roberts. Nashville, TN: Holman Reference, 2008. 9780805494860

*Holman Treasury of Key Bible Words: 200 Greek and 200 Hebrew Words Defined and Explained*. Edited by Dr. Eugene Carpenter and Dr. Philip Comfort. Nashville, TN: Holman Reference, 2000. 9780805493528

*New American Commentary*. Edited by Kenneth A. Mathews and David S. Dockery. Nashville, TN: Holman Reference, 2002.

### Course Bibliography

Cloud, Henry, and John Townsend. *Making Small Groups Work*. Grand Rapids, MI: Zondervan, 2003. 9780310250289

Comiskey, Joel. *The Church That Multiplies: Growing a Healthy Cell Church in North America*. Moreno Valley, CA: CCS Publishing, 2007. 9780979067938

Comiskey, Joel. *Coach: Empower Others to Effectively Lead a Small Group (Advanced Training)*. Moreno Valley, CA: CCS Publishing, 2007.

Comiskey, Joel. *Home Cell Group Explosion: How Your Small Group Can Grow and Multiply*. Houston, TX: Touch Outreach Ministries, 1998.

Comiskey, Joel. *How to Be a Great Cell Group Coach: Practical Insight for Supporting and Mentoring Cell Group Leaders*. Houston, TX: Touch Outreach Ministries, 2003.

Comiskey, Joel. *How to Lead a Great Cell Group Meeting: So People Want to Come Back*. Houston, TX: Touch Outreach Ministries, 2001.

Comiskey, Joel. *Leadership Explosion: Multiplying Cell Group Leaders*. Touch Outreach Ministries, 2446.

Comiskey, Joel. *Planting Churches That Reproduce: Starting a Network of Simple Churches*. Moreno Valley, CA: CCS Publishing, 2007. 9780979067938

Donahue, Bill. *Leading Life-Changing Small Groups*. Grand Rapids, MI: Zondervan, 2002. 978-0310247500

Donahue, Bill. *The Seven Deadly Sins of Small Group Ministry: A Troubleshooting Guide for Church Leaders*. Grand Rapids, MI: Zondervan, 2005. 978-0310267119

Donahue, Bill. *Walking the Small Group Tightrope: Meeting the Challenges Every Group Faces*. Grand Rapids, MI: Zondervan, 2003. 978-0310252290

Donahue, Bill, and Greg Bowman. *Coaching Life-Changing Small Group Leaders: A Practical Guide for Those Who Lead and Shepherd Small Group Leaders*. Grand Rapids, MI: Zondervan, 2006. 978-0310251798

Donahue, Bill, and Russ Robinson. *Building a Church of Small Groups: A Place Where Nobody Stands Alone*. Grand Rapids, MI: Zondervan, 2005. 978-0310267102

Donahue, Bill, and Russ Robinson. *Walking the Small Group Tightrope*. Grand Rapids, MI: Zondervan, 2003. 0310252296

Earley, Dave. *The 8 Habits of Effective Small Group Leaders*. Cell Group Resources, 2001. 978-1880828342

George, Carl. *Nine Keys to Effective Small Group Leadership*. Kingdom Publishing, 2001. 9781883906139

Gladen, Steve. *Small Groups with Purpose: How to Create Healthy Communities*. Grand Rapids, MI: Baker Books, 2011.

Hunt, Josh. *You Can Double Your Class in Two Years or Less*. Loveland, CO: Group, 1997.

Searcy, Nelson, and Kerrick Thomas. *Activate: An Entirely New Approach to Small Groups*. Ventura, CA: Regal, 2008. 978-0830745661

Stanley, Andy, and Bill Willits. *Creating Community: Five Keys to Building a Small Group Culture*. Sisters, OR: Multnomah, 2004. 978-1590523964

### Transfer of Credits to Southern California Seminary

#### Attendance Policy

Attending class on time is important to receive the most out of the course. Entering class late disrupts the learning process of all students. Students are permitted three absences for a 14-week semester course. For the semester (28 classroom hours plus 68 homework hours) courses, more than 10 minutes late is a *tardy*; more than 20 minutes late is an *absence*. Two tardies count as one absence. **College credit cannot be transferred to Southern California Seminary when a student misses four or more class sessions.** A grade of NC (No Credit) will be recorded when a student misses four sessions, does not complete coursework on time, or earns less than 700 points.

#### Class Time and Homework Policy

To transfer credits to Southern California Seminary, **each 2-unit course must include at least 28 hours of class time discussion and 68 hours of portfolio homework during the 14-week semester.** Courses with less than 28 hours of class time do not meet EBI requirements. Since “time plus focus equals learning,” increased classroom time and active learning result in increased learning—and learning is the key to leadership and service. Courses start the first week of January, May, and September. For maximum learning, **it is recommended that working students take 2 courses per semester** or 6 courses per year.

#### Late Work Policy

Completing work on time is an important habit for leaders to develop. Homework should be completed weekly before the class discussion and application. The grade for work that is between 1 and 7 days late is lowered by 20%. **Work that is over 7 days late will not be accepted.** Professors are to send to the EBI offices the grade sheet within 15 days of the end of each course so that transcripts can be updated each semester.


#### Portfolio and Term Paper Policy

To graduate or transfer credits from Equip Biblical Institute to Southern California Seminary, **students must present a complete portfolio of their course work.** The portfolio consists of the questions, journal applications and reflections, term papers, and exams for each course. Upon successful completion of the Associate of Biblical Studies, students may transfer **60-66 units** into the Bachelor of Arts in Biblical Studies degree. If the portfolio for a course is not complete, the credits may not be transferable. Portfolios must be completed individually—not as couples. Answers to portfolio questions are subjective, so each student must do his or her own work.

#### Term Paper Policy

As part of the EBI-SCS Articulation Agreement and to facilitate transfer of degrees to other schools, professors need to submit the term papers of “A” students by email to the registrar at [gwoods@socalsem.edu](mailto:gwoods@socalsem.edu).

Grade Scale		
Grade	Percent	Points
A	= 95-100%	950-1,000
A-	= 90-94%	900-949
B+	= 87-89%	870-899
B	= 84-86%	840-869
B-	= 80-83%	800-839
C+	= 77-79%	770-799
C	= 74-76%	740-769
C-	= 70-73%	700-739
NC	= Below 70%	0-699



Student Evaluation	Percent	Points
Portfolio/Group Activities.....	55%	550
Midterm Exam.....	10%	100
Student Presentations.....	10%	100
Term Paper.....	15%	150
Final Exam.....	10%	100
<b>Total.....</b>	<b>100%</b>	<b>1,000</b>

Session 1	Session 2	Session 3	Session 4	Session 5	Session 6	Midterm 7	Session 8	Session 9	Session 10	Session 11	Session 12	Presenta-tion 13	Term Paper 13	Final Exam 14	Points	Grade
50	50	50	50	50	50	100	50	50	50	50	50	100	150	100	1,000	ABC

Course Grading Rubric		
Grade	Requirements	✓
A	Exams, portfolio, presentation, and the 12- to 15-page paper with zero errors.	
A-	Exams, portfolio, presentation, and the 10- to 12-page paper with less than 2 errors.	
B+	Exams, portfolio, presentation, and the 10- to 11-page paper with less than 4 errors.	
B	Exams, portfolio, presentation, and the 8- to 9-page paper with less than 6 errors.	
B-	Exams, portfolio, presentation, and the 6- to 7-page paper with less than 8 errors.	
C+	Exams, portfolio, presentation, and essay are completed with few errors.	
C	Exams, portfolio, presentation, and essay are completed but need corrections.	
C-	Exams, portfolio, presentation, and essay need individual tutoring or peer coaching.	
NC	Students earn less than 700 points or miss more than 3 sessions.	
<p>It is possible to earn a “C” by writing an essay rather than a term paper, but it is necessary to write a term paper to earn an “A” or “B”. Writing clarifies one’s thoughts and is a key skill for an effective leader. Initially students may have difficulties in developing writing skills, but they will improve and gain confidence with each course they complete. It is important that professors help students improve their writing skills to maximize their thinking and leadership skills. Students should use the term paper rubric, sample term paper, and <a href="#">type-over template</a> to write their term papers. Since students have different abilities, goals, responsibilities, and schedules, students can choose the grade for which they are aiming.</p>		
<p>Writing is one of the most important skills that a leader can develop. As part of the academic agreement with Southern California Seminary, to earn an “A” students are required to email or mail a copy of their academic work to the EBI registrar. The goal is to catch students doing something right and affirm them. The objective is to recognize and analyze the best term papers and to prepare next-generation leaders for university level education by helping them improve their writing skills, thinking skills, and leadership skills.</p>		
<p>The mission of Equip Biblical Institute is to bring glory to God by assisting local churches to equip believers of various cultures and languages to live and minister biblically based on the inerrant Word of God. This equipping includes building biblical knowledge, Christian character, and ministry skills. The goal is to provide preaching and teaching resources, intentional leadership development, disciple-making materials, Skype courses, YouTube videos, charts, notes, and visuals to pastors and churches around the world. EBI is equipping the next generation of pastors and leaders to multiply their influence by training leaders, creating videos, and writing books.</p>		
<p>EBI is a religious exempt school and not accredited by the U. S. Department of Education; however, EBI Associate degrees are transferable to Southern California Seminary and other schools based on the EBI-SCS articulation agreement.</p>		
<p>As students take each course, their brains will develop a multitude of new neural connections, increasing their ability to read with comprehension; make practical applications from what they are learning; and improve their communication, leadership, and writing skills.</p>		